




## Club Health Assessment for District 27 A1 through January 2026

			Status	Membership						Reports				Finance	LCIF	
Club Number	Club Name	Charter Date	Times in Status Quo in Past 2 Years	Current Member Count **	YTD Members Added	YTD Members Dropped	YTD Net Growth% ***	Member Count 1 Year Ago	Dropped Members Avg.Length of Service	Months Since Membership Update	Current Officers Reported ****	Current President Repeated Term	VP Reported *****	Last Date Reported Service (mm/yyyy)	Account Balance	YTD Donations
Clubs less than two years old																
182265	Franklin Lioness	06/26/2025	Active	22	1	1	0.00%	0	1	4	Y	2	N	12/2025		
Clubs more than two years old																
10320	BIG BEND VERNON L C Exc Award (06/30/2017, 06/30/2018, 06/30/2019, 06/30/2024)	06/03/1955	Active	72	0	3	-4.00%	73	8	0	Y		N	06/2025		
10321	BURLINGTON Exc Award (06/30/2023, 06/30/2024)	03/09/1950	Active	27	1	1	0.00%	30	0	2	Y	2	N	12/2025		
10322	CALEDONIA	04/21/1967	Active(1)	6	0	0	0.00%	6		25	Y	9	R	10/2025		
38898	CAMBRIDGE AREA	09/22/1980	Active	68	4	1	4.62%	68	5	0	Y		N	11/2025		
10323	CUDAHY	03/29/1950	Active	39	0	2	-4.88%	43	13	4	Y		N	01/2026		\$2,000.00
10324	DELAVAN	05/16/1938	Active	23	0	2	-8.00%	25	10	1	Y		N	11/2025		
10325	DOUSMAN OTTAWA L C	02/10/1965	Active	23	4	0	21.05%	20		0	Y	2	R	06/2025		
146194	Eagle Lioness Exc Award (06/30/2022)	06/15/2021	Active	17	0	0	0.00%	16		12	Y		N	01/2026		\$350.00
10326	EAGLE WISCONSIN INC	03/16/1964	Active	10	0	0	0.00%	10		16	Y			06/2025		
10327	EAST TROY Exc Award (06/30/2018, 06/30/2022)	12/10/1937	Active	51	10	8	4.08%	49	17	0	Y		R	01/2026		\$540.00
10328	ELKHORN Exc Award (06/30/2017, 06/30/2025)	10/15/1952	Active	51	4	2	4.08%	43	12	0	Y		N	08/2025		\$750.00
40507	FONTANA BIG FOOT Exc Award (06/30/2017)	11/18/1981	Active	52	1	3	-3.70%	52	3	0	Y		N	12/2025		\$100.00
10329	FORT ATKINSON	02/28/1930	Active	68	0	4	-5.56%	72	25	1	Y		N	01/2026		
10330	FRANKLIN Exc Award (06/30/2022, 06/30/2024)	10/01/1957	Active	47	1	3	-4.08%	69	35	1	Y	3	R	01/2026		\$1,000.00
47285	FRANKLIN NOON	04/30/1987	Active	23	4	2	9.52%	21	14	0	Y		N	06/2025		\$100.00
10331	GENOA CITY Exc Award (06/30/2016, 06/30/2018, 06/30/2021, 06/30/2023)	10/18/1960	Active	17	0	4	-19.05%	20	7	1	Y		N	01/2026		
77955	GREATER GREENFIELD	12/19/2003	Active	16	0	0	0.00%	16		9	Y	7	R	04/2025		



# Club Health Assessment for District 27 A1 through January 2026

			Status	Membership						Reports				Finance	LCIF	
Club Number	Club Name	Charter Date	Times in Status Quo in Past 2 Years	Current Member Count **	YTD Members Added	YTD Members Dropped	YTD Net Growth***	Member Count 1 Year Ago	Dropped Members Avg.Length of Service	Months Since Membership Update	Current Officers Reported ****	Current President Repeated Term	VP Reported *****	Last Date Reported Service (mm/yyyy)	Account Balance	YTD Donations
10332	GREENDALE	11/10/1955	Active	77	7	0	10.00%	77		0	Y		N	12/2025	90+ Days	\$50.00
Exc Award (06/30/2024)																
10333	GREENFIELD	09/10/1957	Active	6	0	0	0.00%	6		32	Y	10	R	11/2025		
10334	HALES CORNERS	10/16/1956	Active	51	5	9	-7.27%	52	16	0	Y		R	12/2025		
Exc Award (06/30/2016, 06/30/2017, 06/30/2018, 06/30/2023)																
35542	JEFFERSON	05/15/1978	Active	22	1	0	4.76%	21		2	Y		N	10/2025		
Exc Award (06/30/2018, 06/30/2023)																
10336	KENOSHA GREATER	10/12/1967	Active	13	0	1	-7.14%	14	41	1	Y	3		11/2025		
10335	KENOSHA NOON	12/28/1948	Active	18	4	1	20.00%	13	22	3	Y	2	R	07/2025		
Exc Award (06/30/2023)																
10338	LAKE GENEVA	03/30/1937	Active	73	1	2	-1.35%	73	3	0	Y		N	07/2025		
10339	LAKE MILLS	02/17/1970	Cancelled(8*)	1	0	11	-91.67%	12	12	1	N	None		01/2023		
45772	MILWAUKEE BAY VIEW	02/10/1986	Active	15	0	1	-6.25%	15	1	0	Y	2	N	01/2026		
133199	Milwaukee Greater	11/21/2017	Active(1)	7	0	1	-12.50%	9	8	1	N	6		07/2025		
10342	MUKWONAGO	12/04/1960	Active	40	2	1	2.56%	40	4	0	Y	2	N	01/2026		
Exc Award (06/30/2022)																
10343	MUSKEGO	02/16/1950	Active	46	3	3	0.00%	48	11	1	Y		N	01/2026	\$2,020.00	
Exc Award (06/30/2016, 06/30/2017, 06/30/2024)																
10344	NEW BERLIN	04/19/1950	Active	52	0	8	-13.33%	57	14	0	Y		N	01/2026	\$3,230.00	
Exc Award (06/30/2016, 06/30/2017)																
10345	NORTH PRAIRIE	05/26/1950	Active	20	0	0	0.00%	19		7	Y	2	R	04/2024		
10346	OAK CREEK	06/10/1958	Active	146	17	30	-8.18%	158	3	0	Y		N	01/2026		
Exc Award (06/30/2016, 06/30/2017, 06/30/2018, 06/30/2021, 06/30/2022, 06/30/2023, 06/30/2024)																
56797	PADDOCK LAKE	04/13/1995	Active	20	0	3	-13.04%	23	5	2	Y		N	01/2026		
Exc Award (06/30/2016, 06/30/2018, 06/30/2024)																
40862	PALMYRA	02/22/1982	Active	30	2	1	3.45%	29	32	1	Y		R	12/2025		
10347	PROSPECT	02/10/1950	Active	40	5	0	14.29%	38		2	Y	2	R	01/2026		
10348	RACINE	11/25/1929	Active	15	0	0	0.00%	16		5	Y		IP	01/2026		



## Club Health Assessment for District 27 A1 through January 2026

			Status	Membership						Reports				Finance	LCIF	
Club Number	Club Name	Charter Date	Times in Status Quo in Past 2 Years	Current Member Count **	YTD Members Added	YTD Members Dropped	YTD Net Growth***	Member Count 1 Year Ago	Dropped Members Avg.Length of Service	Months Since Membership Update	Current Officers Reported ****	Current President Repeated Term	VP Reported *****	Last Date Reported Service (mm/yyyy)	Account Balance	YTD Donations
39525	SHARON	03/18/1981	Active	22	0	5	-18.52%	30	4	3	Y	2	R	07/2025		\$1,860.00
	Exc Award (06/30/2018, 06/30/2022, 06/30/2024)															
10350	SOUTH MILWAUKEE	09/13/1937	Active	59	1	0	1.72%	60		0	Y		N	01/2026		\$2,775.00
	Exc Award (06/30/2016, 06/30/2018, 06/30/2019, 06/30/2021, 06/30/2022, 06/30/2023)															
10349	ST FRANCIS	04/14/1970	Active	20	1	2	-4.76%	23	7	4	Y		R	09/2024		
10352	TICHIGAN LAKE L C	02/20/1969	Active	115	7	14	-5.74%	121	6	0	Y		R	12/2025		
	Exc Award (06/30/2016, 06/30/2017, 06/30/2018, 06/30/2019, 06/30/2022, 06/30/2023)															
10353	UNION GROVE	02/22/1949	Active	40	0	0	0.00%	35		3	Y	2	N	02/2025		\$500.00
10354	WALES GENESEE	03/06/1973	Active	32	3	0	10.34%	33		4	Y		N	10/2025		
	Exc Award (06/30/2018)															
10355	WATERFORD	11/06/1960	Active	71	3	8	-6.58%	64	9	0	Y		N	10/2025		\$235.00
	Exc Award (06/30/2022, 06/30/2025)															
10356	WAUKESHA	09/28/1937	Active	37	0	3	-7.50%	39	24	2	Y			08/2025		
10358	WEST ALLIS	01/14/1938	Active	19	5	5	0.00%	20	11	0	Y			01/2026		\$20.00
	Exc Award (06/30/2016)															
31429	WEST ALLIS CENTRAL	12/08/1975	Active	15	7	0	87.50%	11		1	Y		IP	10/2025		
	Exc Award (06/30/2018, 06/30/2024)															
10359	WEST MILWAUKEE	10/28/1937	Active	14	0	0	0.00%	14		8	Y	14	R	06/2025		
10361	WHITEWATER	02/17/1939	Active	38	9	0	31.03%	29		0	Y		N	11/2025		\$20.00
10362	WILLIAMS BAY	08/08/1946	Active	60	5	1	7.14%	58	11	0	Y		N	05/2025		
	Exc Award (06/30/2016, 06/30/2022)															
148184	Williams Bay Lioness	09/07/2021	Active	17	1	0	6.25%	19		2	Y		N	08/2025		\$120.00
10363	WIND LAKE	03/22/1966	Active	16	0	1	-5.88%	18	7	0	Y		R	06/2025		\$200.00

Current Total Clubs Count	YTD New Clubs Count	YTD Cancelled Clubs Count	YTD Net Club Gain	Current Total Members Count	YTD Add	YTD Drop	YTD Net Growth	YTD Net Growth %	Member Count 12 Months Ago	Average Member Count Per Club	% of Clubs with less than 20 members	% No Officer Report in 12 Months	% of Clubs with balance 90+ days	Number of Clubs in Status Quo	% Status Quo Clubs in Financial Suspension	Number of Cancelled Clubs	Average Cancelled Club Age	Members Lost Due to Cancellation	% of Clubs Cancelled for Non-Financial Reasons
51	0	1	-1	1,899	119	147	-28	-1.45%	1,927	37	31%	0%	0%	0	0%	1	56	11	0%



Club Health Assessment for District 27 A1 through January 2026

INTERNATIONAL

			Status	Membership					Reports				Finance	LCIF		
Club Number	Club Name	Charter Date	Times in Status Quo in Past 2 Years	Current Member Count **	YTD Members Added	YTD Members Dropped	YTD Net Growth% ***	Member Count 1 Year Ago	Dropped Members Avg.Length of Service	Months Since Membership Update	Current Officers Reported ****	Current President Repeated Term	VP Reported *****	Last Date Reported Service (mm/yyyy)	Account Balance	YTD Donations

\* - P - Priority Club. Cancellation Reasons: 1-Objectives/conduct, 2-Non-active club, 5-Non-existing club, 6-Disbanding, 7-Merger, 8-Financial Suspension, 9-District/Multiple District Dues.

\*\* Red denotes below 15 active members.

\*\*\* Red denotes 20% + loss.

\*\*\*\* Y - all 3 (President, Secretary, Treasurer) club officers reported, N - not all 3 reported.

\*\*\*\*\* Abbreviation: N-New, IP-Immediate Past, R-Repeat.




# Club Health Assessment for District 27 A2 through January 2026

			Status	Membership						Reports				Finance	LCIF	
Club Number	Club Name	Charter Date	Times in Status Quo in Past 2 Years	Current Member Count **	YTD Members Added	YTD Members Dropped	YTD Net Growth% ***	Member Count 1 Year Ago	Dropped Members Avg.Length of Service	Months Since Membership Update	Current Officers Reported ****	Current President Repeated Term	VP Reported *****	Last Date Reported Service (mm/yyyy)	Account Balance	YTD Donations
Clubs less than two years old																
191964	Milwaukee Kubwa	12/30/2025	Newly Chartered	15	15	0	100.00%	0		0	Y			01/2026		
Clubs more than two years old																
40746	ALLENTON	01/08/1982	Active	51	4	3	2.00%	46	16	0	Y	2	R	01/2026	90+ Days	
36313	ASHIPPUN	12/21/1978	Active	29	2	2	0.00%	28	20	1	Y			01/2026		
Exc Award (06/30/2023, 06/30/2024)																
10365	BEAVER DAM	06/24/1953	Active	39	9	2	21.88%	31	40	0	Y		N	01/2026		
Exc Award (06/30/2022)																
10366	BELGIUM	03/16/1953	Active	38	0	1	-2.56%	36	26	5	Y			12/2025		
10369	BROWNSVILLE	04/13/1965	Active(1)	16	0	3	-15.79%	19	22	0	Y	6	N	12/2025		
10371	CEDARBURG	07/29/1946	Active	97	9	4	5.43%	89	15	2	Y		N	10/2025		
44717	CLYMAN	03/18/1985	Active	24	0	1	-4.00%	24	39	1	Y	9	R	12/2025		
46819	COLUMBUS	01/31/1987	Active	22	0	6	-21.43%	29	5	0	Y			12/2025		
Exc Award (06/30/2023, 06/30/2024)																
10372	DELAFIELD SUMMIT	07/28/1954	Active	38	3	0	8.57%	33		0	Y		N	11/2025		
10374	FREDONIA	09/12/1973	Active	45	2	1	2.27%	42	47	2	Y		R	12/2025		
137629	Glendale	04/22/2019	Active	9	0	1	-10.00%	10	6	4	Y		N	01/2026		
10377	GRAFTON	06/24/1946	Active	89	16	25	-9.18%	93	7	0	Y			01/2026		\$4,432.00
Exc Award (06/30/2019, 06/30/2024)																
10378	HARTFORD	01/27/1939	Active	72	4	2	2.86%	63	1	0	Y			10/2025		\$1,000.00
43615	HORICON	03/05/1984	Active	15	0	2	-11.76%	17	13	0	Y		N	01/2026		\$120.00
10380	HUSTISFORD	07/12/1951	Active	24	0	0	0.00%	22		7	Y		N	12/2024		
10381	IRON RIDGE	03/08/1973	Active(1)	8	0	2	-20.00%	10	8	2	Y	15	R	01/2026		
10382	JUNEAU	05/18/1939	Active	33	0	1	-2.94%	33	1	1	Y		N	01/2026		\$91.00
Exc Award (06/30/2025)																
10383	KEWASKUM	05/20/1970	Active(1)	15	0	0	0.00%	15		44	N	6		01/2024		
10387	LANNON FALLS	07/01/1946	Active	21	2	2	0.00%	22	4	0	Y	2	R	01/2026		
42174	LEBANON	01/31/1983	Active	22	1	0	4.76%	21		1	N		N	12/2025		



## Club Health Assessment for District 27 A2 through January 2026


			Status	Membership						Reports				Finance	LCIF	
Club Number	Club Name	Charter Date	Times in Status Quo in Past 2 Years	Current Member Count **	YTD Members Added	YTD Members Dropped	YTD Net Growth% ***	Member Count 1 Year Ago	Dropped Members Avg.Length of Service	Months Since Membership Update	Current Officers Reported ****	Current President Repeated Term	VP Reported *****	Last Date Reported Service (mm/yyyy)	Account Balance	YTD Donations
10385	LOMIRA	09/26/1944	Active	41	2	3	-2.38%	47	37	1	N		N	09/2025	90+ Days	
10386	MAYVILLE	01/26/1954	Active	21	0	0	0.00%	21		12	Y	2	R	11/2025		
154796	Milwaukee Suburban	06/20/2023	Active	25	0	0	0.00%	25		7	Y		R	12/2025		
65346	NEOSHO-RUBICON	05/15/2002	Active	12	1	0	9.09%	12		6	Y	2		08/2025		
45671	NEWBURG	01/31/1986	Active	12	2	0	20.00%	9		4	N			12/2025		
10392	OCONOMOWOC	10/26/1938	Active	41	9	0	28.13%	30		0	Y	2	R	09/2025		\$200.00
10393	OKAUCHEE	04/14/1950	Active	37	2	0	5.71%	35		4	Y	4	R	10/2025		\$1,000.00
Exc Award (06/30/2018, 06/30/2023, 06/30/2025)																
10395	PORT WASHINGTON	01/20/1971	Active	61	5	3	3.39%	56	14	0	Y		N	12/2025		
10396	RICHFIELD	01/16/1950	Active	59	3	0	5.36%	54		1	Y	4	R	12/2025		\$20.00
Exc Award (06/30/2024)																
60177	SAUKVILLE	12/15/1997	Active	20	0	0	0.00%	20		6	Y		N	09/2024	90+ Days	\$750.00
10379	STONE BANK	11/18/1931	Active	9	2	2	0.00%	9	6	1	Y		R	12/2025		
10398	SUSSEX	02/02/1939	Active	63	3	4	-1.56%	63	3	0	Y		N	10/2025		
32003	THERESA	04/12/1976	Active	35	0	0	0.00%	35		16	Y	2		12/2025		
10399	THIENSVILLE MEQUON	04/13/1950	Active	49	3	2	2.08%	46	11	0	Y		N	01/2026		
Exc Award (06/30/2025)																
10401	WATERTOWN	03/28/1930	Active	38	0	2	-5.00%	41	27	1	Y			08/2025		
10402	WAUPUN	11/28/1962	Active	23	0	1	-4.17%	23	52	1	Y	2	R	12/2025		
10403	WAUWATOSA	04/05/1938	Active	12	0	3	-20.00%	15	21	1	Y	2		01/2025		
10405	WEST BEND	07/19/1960	Active	23	0	2	-8.00%	25	20	1	Y	7	N	02/2025		

Clubs Cancelled Previous Fiscal Year – Clubs Cancelled within last 12 months may be reinstated

Club Number	Club Name	Charter Date	Current Status*	Cancellation Date
78437	WEST BEND LIONESS	03/05/2004	Cancelled(6*)	12/30/2024



## Club Health Assessment for District 27 A2 through January 2026

<div>International Club of Presidents</div>						Status		Membership					Reports				Finance		LCIF
						Times in Status Quo in Past 2 Years		Current Member Count **	YTD Members Added	YTD Members Dropped	YTD Net Growth***	Member Count 1 Year Ago	Dropped Members Avg.Length of Service	Months Since Membership Update	Current Officers Reported ****	Current President Repeated Term	VP Reported *****	Last Date Reported Service (mm/yyyy)	Account Balance
Club Number	Club Name		Charter Date																
Current Total Clubs Count	YTD New Clubs Count	YTD Cancelled Clubs Count	YTD Net Club Gain	Current Total Members Count	YTD Add	YTD Drop	YTD Net Growth	YTD Net Growth %	Member Count 12 Months Ago	Average Member Count Per Club	% of Clubs with less than 20 members	% No Officer Report in 12 Months	% of Clubs with balance 90+ days	Number of Clubs in Status Quo	% Status Quo Clubs in Financial Suspension	Number of Cancelled Clubs	Average Cancelled Club Age	Members Lost Due to Cancellation	% of Clubs Cancelled for Non-Financial Reasons
39	1	0	1	1,303	99	80	19	1.48%	1,249	33	26%	0%	8%	0	0%	0	0	0	0%

\* - P - Priority Club. Cancellation Reasons: 1-Objectives/conduct, 2-Non-active club, 5-Non-existing club, 6-Disbanding, 7-Merger, 8-Financial Suspension, 9-District/Multiple District Dues.

\*\* Red denotes below 15 active members.

\*\*\* Red denotes 20% + loss.

\*\*\*\* Y - all 3 (President, Secretary, Treasurer) club officers reported, N - not all 3 reported.

\*\*\*\*\* Abbreviation: N-New, IP-Immediate Past, R-Repeat.



## Club Health Assessment for District 27 B1 through January 2026

			Status	Membership					Reports					Finance	LCIF	
Club Number	Club Name	Charter Date	Times in Status Quo in Past 2 Years	Current Member Count **	YTD Members Added	YTD Members Dropped	YTD Net Growth% ***	Member Count 1 Year Ago	Dropped Members Avg.Length of Service	Months Since Membership Update	Current Officers Reported ****	Current President Repeated Term	VP Reported *****	Last Date Reported Service (mm/yyyy)	Account Balance	YTD Donations
Clubs more than two years old																
30502	ADELL	04/07/1975	Active	8	0	0	0.00%	8		23	Y	5	R	08/2025		\$100.00
Exc Award (06/30/2023)																
36105	AMSTERDAM L C	10/03/1978	Active	10	0	0	0.00%	10		15	Y	9	R	01/2026		
10407	APPLETON EVENING	12/03/1963	Active	9	1	0	12.50%	8		5	Y		IP	12/2025	90+ Days	
Exc Award (06/30/2023)																
10406	APPLETON NOON	03/01/1922	Active	45	2	3	-2.17%	46	5	1	Y		N	01/2026		\$1,040.00
Exc Award (06/30/2016, 06/30/2023)																
10408	BERLIN	06/13/1940	Active	28	2	1	3.70%	25	1	0	Y	2	R	01/2026		\$100.00
65278	BRANDON	04/26/2002	Active	7	0	0	0.00%	7		12	Y	3	R	08/2025		
Exc Award (06/30/2020, 06/30/2021)																
10410	BRILLION	06/10/1929	Active	22	1	0	4.76%	22		1	Y		N	01/2026		
Exc Award (06/30/2023)																
31742	BUTTE DES MORTS	02/27/1976	Active	24	6	1	26.32%	19	0	0	Y	2		08/2025		
10411	CAMPBELLSPORT	07/23/1931	Active	36	0	3	-7.69%	39	16	0	Y		N	09/2025		
32208	CASCADE	05/12/1976	Active	19	0	0	0.00%	20		7	Y	6	R	11/2025		
10412	CHILTON	02/12/1973	Active	41	2	1	2.50%	41	2	0	Y		N	01/2026		
Exc Award (06/30/2024)																
10413	CLEVELAND	06/04/1963	Active	32	2	0	6.67%	30		2	Y	2	R	01/2026		
Exc Award (06/30/2024)																
10414	COLOMA	05/30/1972	Active	33	0	0	0.00%	26		3	Y		N	01/2026		
31743	EDEN	02/24/1976	Active	29	3	4	-3.33%	31	9	1	Y	2		01/2026		
45322	ELDORADO	08/26/1985	Active	27	1	0	3.85%	24		6	Y		N	11/2025		\$20.00
10415	ELKHART LAKE	06/14/1971	Active	40	2	4	-4.76%	45	32	1	Y		N	01/2026		\$2,005.00
10416	ENDEAVOR	10/26/1955	Active	21	3	1	10.53%	21	12	0	Y			01/2026		\$40.00
10417	Fairwater	01/06/1964	Active	10	3	0	42.86%	11		1	Y			01/2026		\$330.00
Exc Award (06/30/2017)																
10419	FOND DU LAC EVENING	06/05/1973	Active	24	2	1	4.35%	22	2	0	Y		IP	01/2026		\$30.00
Exc Award (06/30/2025)																
10420	FRANCIS CREEK	08/15/1962	Active	23	0	2	-8.00%	21	19	0	Y		N	01/2026		\$440.00
Exc Award (06/30/2023, 06/30/2025)																





# Club Health Assessment for District 27 B1 through January 2026

			Status	Membership						Reports				Finance	LCIF	
Club Number	Club Name	Charter Date	Times in Status Quo in Past 2 Years	Current Member Count **	YTD Members Added	YTD Members Dropped	YTD Net Growth% ***	Member Count 1 Year Ago	Dropped Members Avg.Length of Service	Months Since Membership Update	Current Officers Reported ****	Current President Repeated Term	VP Reported *****	Last Date Reported Service (mm/yyyy)	Account Balance	YTD Donations
10422	HANCOCK	10/26/1970	Active	14	0	0	0.00%	13		8	Y	3	R	10/2025		
10423	HILBERT	01/04/1974	Active	28	6	0	27.27%	22		0	Y		N	01/2026		
	Exc Award (06/30/2023)															
10424	HOWARDS GROVE	06/27/1973	Active	16	1	1	0.00%	14	24	1	Y	2	N	01/2026		\$210.00
	Exc Award (06/30/2025)															
10425	KIEL	05/11/1966	Active	30	0	0	0.00%	37		3	Y	2	R	01/2026		\$10.00
	Exc Award (06/30/2023)															
10426	KINGSTON	02/07/1963	Active	24	2	4	-7.69%	28	25	1	Y	3	R	10/2025		
29208	LARSEN-WINCHESTER	04/30/1974	Active	72	3	2	1.41%	70	15	2	Y		N	01/2026		\$1,500.00
	Exc Award (06/30/2023, 06/30/2024, 06/30/2025)															
10428	MANITOWOC	01/10/1922	Active	32	4	2	6.67%	31	23	1	Y		N	12/2025		\$10.00
	Exc Award (06/30/2021, 06/30/2023)															
10429	MARIBEL	01/21/1965	Active	28	0	0	0.00%	27		10	Y		N	10/2025		
10430	MARKESAN	08/23/1965	Active	9	0	0	0.00%	12		8	N	2		09/2025		
	Exc Award (06/30/2018, 06/30/2019, 06/30/2020)															
154429	Markesan Grand River	06/02/2023	Active(1)	12	1	0	9.09%	12		1	Y	2	R	01/2026		\$300.00
	Exc Award (06/30/2023)															
10432	MISHICOT	01/09/1946	Active	27	1	0	3.85%	26		0	Y	2	R	01/2026		\$20.00
	Exc Award (06/30/2022, 06/30/2024)															
10434	MONTELLO	12/03/1964	Active	12	1	8	-36.84%	19	6	0	Y	2	R	01/2026		\$1,000.00
	Exc Award (06/30/2023)															
10435	NEENAH	03/23/1936	Active	9	1	2	-10.00%	12	39	0	Y		N	01/2026		\$250.00
29107	NESHKORO	04/17/1974	Active	40	4	2	5.26%	38	37	1	Y		N	01/2026		
10436	NEW HOLSTEIN	04/09/1970	Active	48	0	0	0.00%	49		9	Y		N	01/2026		\$65.00
31249	NEWTON	10/23/1975	Active	13	0	1	-7.14%	13	49	6	Y		IP	08/2025		
	Exc Award (06/30/2023)															
10437	OAKFIELD	12/06/1966	Active	32	2	1	3.23%	31	40	6	Y	2	R	01/2026		\$550.00
10545	OXFORD	06/13/1955	Active	40	0	0	0.00%	40		1	Y		R	01/2026		
39867	PICKETT	05/13/1981	Active	27	0	3	-10.00%	31	10	6	Y		N	12/2025		\$10.00
	Exc Award (06/30/2023)															




## Club Health Assessment for District 27 B1 through January 2026

			Status	Membership						Reports				Finance	LCIF	
Club Number	Club Name	Charter Date	Times in Status Quo in Past 2 Years	Current Member Count **	YTD Members Added	YTD Members Dropped	YTD Net Growth% ***	Member Count 1 Year Ago	Dropped Members Avg.Length of Service	Months Since Membership Update	Current Officers Reported ****	Current President Repeated Term	VP Reported *****	Last Date Reported Service (mm/yyyy)	Account Balance	YTD Donations
10440	PLAINFIELD	02/25/1957	Active	16	1	0	6.67%	16		0	Y	2	R	10/2025		
10441	PLYMOUTH	04/02/1964	Active	64	2	1	1.59%	68	19	1	Y		N	01/2026		\$100.00
	Exc Award (06/30/2023)															
118172	POY SIPPI	10/30/2012	Active	11	0	1	-8.33%	12	13	2	Y		N	11/2025		
10443	PRINCETON	11/22/1949	Active	23	0	0	0.00%	23		12	Y		N	10/2025		\$200.00
10444	RANDOM LAKE	12/12/1951	Active	13	0	3	-18.75%	18	13	0	Y	6	R	12/2025		
10445	RED GRANITE	07/12/1955	Active	4	0	1	-20.00%	9	1	0	Y	9	R	04/2025		
10446	REEDSVILLE	09/02/1938	Active(1)	9	0	0	0.00%	9		7	N	2	N	10/2025		
10447	RIPON	12/07/1955	Active	16	0	0	0.00%	14		9	Y	3		12/2025		\$150.00
	Exc Award (06/30/2025)															
10448	ROSENDALE	01/15/1968	Active	34	2	2	0.00%	35	26	1	Y	4	R	01/2026		\$605.00
10450	SHEBOYGAN EVENING	01/30/1922	Active	17	0	1	-5.56%	16	45	0	Y		N	12/2025		
	Exc Award (06/30/2016, 06/30/2023, 06/30/2025)															
10451	SHEBOYGAN FALLS	09/16/1952	Active	43	0	8	-15.69%	54	24	0	Y		N	01/2026		
	Exc Award (06/30/2023, 06/30/2024)															
10452	SHEBOYGAN NOON	11/12/1968	Active	37	1	2	-2.63%	30	5	0	Y	2	N	01/2026		
	Exc Award (06/30/2022, 06/30/2023, 06/30/2025)															
10453	SHERWOOD	04/17/1968	Active	54	5	7	-3.57%	56	25	1	Y		N	01/2026		\$20.00
	Exc Award (06/30/2023)															
10449	ST NAZIANZ	06/11/1952	Active	16	0	2	-11.11%	18	2	0	Y	3	R	01/2026		
32926	ST PETER	11/04/1976	Active	63	1	0	1.61%	62		1	Y		N	01/2026		\$350.00
	Exc Award (06/30/2023)															
29108	STOCKBRIDGE	04/03/1974	Active	39	1	1	0.00%	38	29	1	Y		N	12/2025		\$50.00
	Exc Award (06/30/2023)															
67478	TOWN OF SHEBOYGAN	03/18/2003	Active	30	2	4	-6.25%	34	6	0	Y	2		01/2026		
	Exc Award (06/30/2021, 06/30/2022, 06/30/2023)															
10455	VALDERS	09/14/1938	Active	28	2	3	-3.45%	29	22	0	Y	2	R	01/2026		\$60.00
	Exc Award (06/30/2022, 06/30/2024)															
33832	VAN DYNE	05/06/1977	Active	82	11	0	15.49%	70		1	Y	2	N	01/2026		\$1,590.00



## Club Health Assessment for District 27 B1 through January 2026

<div>International Club of Fishermen</div>						Status					Membership					Reports				Finance		LCIF
						Times in Status Quo in Past 2 Years		Current Member Count **	YTD Members Added	YTD Members Dropped	YTD Net Growth***	Member Count 1 Year Ago	Dropped Members Avg.Length of Service	Months Since Membership Update	Current Officers Reported ****	Current President Repeated Term	VP Reported *****	Last Date Reported Service (mm/yyyy)	Account Balance	YTD Donations		
Exc Award (06/30/2017, 06/30/2019, 06/30/2021, 06/30/2023)						Active	17	1	0	6.25%	15		6	Y	4	R	12/2025					
45879	WALDO		03/24/1986																			
Exc Award (06/30/2023)							Active	25	0	2	-7.41%	28	10	0	Y		N	01/2026				
10457	WAYSIDE MORRISON		03/09/1951																			
Exc Award (06/30/2023)							Active	36	4	1	9.09%	33	33	1	Y		R	01/2026				
10458	WESTFIELD		03/06/1969																			
Exc Award (06/30/2023, 06/30/2024)							Active	18	0	0	0.00%	18		8	Y	2	N	01/2026				
10459	WITELAW		04/12/1965																			
Exc Award (06/30/2023)						Active	32	5	1	14.29%	30	20	3	Y		IP	01/2026					
10460	WILD ROSE		11/24/1952																			
Exc Award (06/30/2023)						Active	57	0	4	-6.56%	60	48	0	Y		N	11/2025		\$5.00			
10461	WINNEBAGO EAST SHORE		01/11/1961																			
Exc Award (06/30/2023)																						
Current Total Clubs Count	YTD New Clubs Count	YTD Cancelled Clubs Count	YTD Net Club Gain	Current Total Members Count	YTD Add	YTD Drop	YTD Net Growth	Member Count 12 Months Ago	Average Member Count Per Club	% of Clubs with less than 20 members	% No Officer Report in 12 Months	% of Clubs with balance 90+ days	Number of Clubs in Status Quo	% Status Quo Clubs in Financial Suspension	Number of Cancelled Clubs	Average Cancelled Club Age	Members Lost Due to Cancellation	% of Clubs Cancelled for Non-Financial Reasons				
64	0	0	0	1,785	94	91	3	0.17%	1,796	28	36%	0%	2%	0	0%	0	0	0%				

\* - P - Priority Club. Cancellation Reasons: 1-Objectives/conduct, 2-Non-active club, 5-Non-existing club, 6-Disbanding, 7-Merger, 8-Financial Suspension, 9-District/Multiple District Dues.

\*\* Red denotes below 15 active members.

\*\*\* Red denotes 20% + loss.

\*\*\*\* Y - all 3 (President, Secretary, Treasurer) club officers reported, N - not all 3 reported.

\*\*\*\*\* Abbreviation: N-New, IP-Immediate Past, R-Repeat.




## Club Health Assessment for District 27 B2 through January 2026

			Status	Membership						Reports				Finance		LCIF
Club Number	Club Name	Charter Date	Times in Status Quo in Past 2 Years	Current Member Count **	YTD Members Added	YTD Members Dropped	YTD Net Growth% ***	Member Count 1 Year Ago	Dropped Members Avg.Length of Service	Months Since Membership Update	Current Officers Reported ****	Current President Repeated Term	VP Reported *****	Last Date Reported Service (mm/yyyy)	Account Balance	YTD Donations
Clubs more than two years old																
10462	ALGOMA	10/27/1952	Active	23	0	0	0.00%	23		9	Y	3	R	12/2025		
	Exc Award (06/30/2024)															
126768	ALLOUEZ	02/23/2016	Active	13	0	1	-7.14%	12	10	4	Y	2	R	01/2026		\$200.00
	Exc Award (06/30/2025)															
10463	ANTIGO	11/13/1948	Active	16	0	2	-11.11%	19	13	2	Y			04/2025		\$250.00
30234	ASHWAUBENON	02/17/1975	Active	19	0	1	-5.00%	21	53	0	Y	2	R	12/2025		\$6,000.00
10465	BEAR CREEK	03/06/1973	Active	69	0	0	0.00%	73		7	Y		N	01/2026		\$1,000.00
56505	BELLEVUE	02/03/1995	Active	39	0	2	-4.88%	38	8	1	Y	2	R	11/2025		\$1,060.00
	Exc Award (06/30/2023, 06/30/2025)															
10466	BIRNAMWOOD	01/28/1931	Active	13	0	3	-18.75%	13	16	1	Y	2	R	12/2025	90+ Days	\$500.00
10468	BONDUEL	11/16/1950	Active	26	0	1	-3.70%	26	29	3	Y		N	12/2025		
10469	BRUSSELS	03/31/1960	Active	49	3	3	0.00%	48	5	2	Y		N	01/2026		\$1,000.00
	Exc Award (06/30/2018, 06/30/2020, 06/30/2022, 06/30/2023)															
46999	CAROLINE	03/02/1987	Active	44	1	5	-8.33%	49	13	0	Y		N	12/2025		
30503	CASCO	04/10/1975	Active	39	0	1	-2.50%	41	61	0	N			06/2025		
10471	CLINTONVILLE	07/23/1924	Active	15	0	0	0.00%	16		7	N	4	R	05/2025		
10472	COLEMAN POUND	09/12/1951	Active	28	0	0	0.00%	28		5	N	None		04/2019		
10473	CRANDON	02/18/1946	Active	7	0	0	0.00%	9		10	N	None		11/2020		
10474	CRIVITZ	02/27/1951	Active	22	1	2	-4.35%	23	24	0	Y	2	R	06/2024		
10476	DE PERE	03/25/1969	Active	15	1	0	7.14%	15		0	Y	3		01/2026		
10475	DENMARK	11/17/1955	Active	53	1	5	-7.02%	57	15	5	Y	2		12/2025		\$1,530.00
	Exc Award (06/30/2023)															
10477	DYCKESVILLE	05/27/1970	Active	26	0	2	-7.14%	27	5	4	Y	4	N	12/2025		\$1,000.00
10478	EGG HARBOR	10/25/1956	Active	10	0	0	0.00%	10		4	Y	15	R	11/2025		
64477	EMBARRASS RIVER	06/30/2001	Active	14	0	0	0.00%	14		7	Y		N	06/2025		
10480	FORESTVILLE MAPLEWOOD	03/26/1963	Active	19	1	2	-5.00%	21	29	1	Y	8		01/2026		\$1,000.00
	Exc Award (06/30/2022)															
57639	FOX RIVER	12/18/1995	Active	12	1	0	9.09%	11		4	Y	2		01/2026	90+ Days	



## Club Health Assessment for District 27 B2 through January 2026

			Status	Membership					Reports					Finance	LCIF	
Club Number	Club Name	Charter Date	Times in Status Quo in Past 2 Years	Current Member Count **	YTD Members Added	YTD Members Dropped	YTD Net Growth% ***	Member Count 1 Year Ago	Dropped Members Avg.Length of Service	Months Since Membership Update	Current Officers Reported ****	Current President Repeated Term	VP Reported *****	Last Date Reported Service (mm/yyyy)	Account Balance	YTD Donations
32794	FREEDOM	10/14/1976	Active	65	5	0	8.33%	65		2	Y		N	12/2023	90+ Days	
10481	GILLETT	02/09/1951	Active	17	0	0	0.00%	17		8	Y	9	R	06/2024		
47139	GOODMAN ARMSTRONG CREEK	04/01/1987	Active	31	5	1	14.81%	26	6	4	Y	10	R	12/2025		\$100.00
34087	GRAND CHUTE L C	06/20/1977	Active	62	3	2	1.64%	66	17	2	Y		N	01/2026		\$1,520.00
Exc Award (06/30/2023, 06/30/2024)																
10486	GREENVILLE	09/17/1973	Active	94	9	2	8.05%	83	2	0	Y		N	01/2026	90+ Days	
Exc Award (06/30/2024)																
145594	Greenville Lioness	06/11/2021	Active	63	11	1	18.87%	60	2	0	Y		N	01/2026		
Exc Award (06/30/2022, 06/30/2023)																
10487	GRESHAM	03/11/1953	Active	24	0	0	0.00%	23		7	Y		N	01/2026		\$200.00
133949	Heart of the Valley	04/24/2018	Active	18	0	1	-5.26%	18	7	1	Y		N	01/2026	90+ Days	
Exc Award (06/30/2019)																
10488	HORTONVILLE	11/01/1963	Active	34	0	0	0.00%	34		9	N			12/2022		
33310	HOWARD-SUAMICO L C	02/18/1977	Active	32	0	3	-8.57%	35	12	1	Y		N	11/2025		\$500.00
Exc Award (06/30/2024)																
10489	HY LAND LAKES L C	11/19/1964	Active	8	0	1	-11.11%	9	14	1	Y	2	R	11/2025		\$20.00
10490	IOLA	11/30/1948	Active	50	3	1	4.17%	51	2	6	Y		N	01/2026	90+ Days	
10491	KAUKAUNA	05/12/1936	Active	69	2	2	0.00%	72	26	0	Y		N	01/2026	90+ Days	
10492	KEWAUNEE	04/28/1953	Active	23	1	0	4.55%	18		3	Y		N	08/2025		\$500.00
Exc Award (06/30/2025)																
10493	LAONA	03/02/1951	Active	15	0	3	-16.67%	18	22	0	Y	4	R	08/2023	90+ Days	
10494	LENA	03/24/1971	Active	24	0	0	0.00%	28		5	N		R	09/2025		
44825	LUXEMBURG	04/05/1985	Active	21	1	0	5.00%	22		6	Y	5	R	09/2024		
10496	MANAWA	06/28/1929	Active	34	2	1	3.03%	33	16	1	Y		N	01/2026		\$845.00
Exc Award (06/30/2023)																
10497	MARINETTE	01/20/1930	Active	25	0	0	0.00%	25		8	Y		N	04/2025	90+ Days	
10498	MARION	04/10/1962	Active	32	2	1	3.23%	29	46	1	Y		N	01/2026		
10495	MC CASLIN L C	01/09/1973	Active	47	5	7	-4.08%	49	15	5	Y	2	R	12/2025		
10499	MEDINA DALE READFIELD	08/16/1966	Active	19	0	0	0.00%	19		19	Y		N	03/2023		\$1,100.00
58322	MOUNTAIN CROOKED LAKE	05/24/1996	Active	40	3	2	2.56%	40	2	0	Y		N	12/2025		



## Club Health Assessment for District 27 B2 through January 2026


			Status	Membership						Reports				Finance	LCIF	
Club Number	Club Name	Charter Date	Times in Status Quo in Past 2 Years	Current Member Count **	YTD Members Added	YTD Members Dropped	YTD Net Growth% ***	Member Count 1 Year Ago	Dropped Members Avg.Length of Service	Months Since Membership Update	Current Officers Reported ****	Current President Repeated Term	VP Reported *****	Last Date Reported Service (mm/yyyy)	Account Balance	YTD Donations
10500	NEW LONDON	01/22/1924	Active	27	3	3	0.00%	27	14	0	Y		N	01/2026		
	Exc Award (06/30/2024)															
10501	NIAGARA	11/15/1966	Active	45	3	4	-2.17%	47	19	1	Y	4	R	01/2026		\$500.00
	Exc Award (06/30/2019)															
10502	OCONTO	06/07/1954	Active	15	0	0	0.00%	15		7	Y	3	R	01/2026		
43865	OCONTO FALLS	05/18/1984	Active	31	0	0	0.00%	31		3	Y	2	R	01/2026		\$10.00
145597	Oconto Falls Lioness	03/17/2021	Active	23	4	2	9.52%	21	4	0	Y	3		01/2026		
46820	PEARSON-PICKEREL	01/27/1987	Active	23	0	0	0.00%	25		9	Y		R	01/2025		\$1,000.00
10503	PESHTIGO	10/28/1937	Active	40	3	1	5.26%	38	5	1	Y	2	R	01/2026		\$500.00
10504	PULASKI	09/26/1967	Active	23	4	0	21.05%	26		0	Y		N	01/2026		\$1,000.00
10505	SEYMOUR	03/19/1963	Active	48	1	6	-9.43%	53	23	0	Y		N	06/2025		
10507	SHAWANO LAKE	04/14/1964	Active	23	3	2	4.55%	21	1	3	Y		N	03/2025		\$500.00
10508	SHIOCTON	05/16/1966	Active	27	0	1	-3.57%	23	3	2	Y	2	R	01/2026		\$280.00
	Exc Award (06/30/2024, 06/30/2025)															
10509	SISTER BAY	05/14/1952	Active	51	3	5	-3.77%	51	15	2	Y		N	11/2025		\$1,000.00
10510	STURGEON BAY	05/17/1929	Active	39	1	4	-7.14%	39	9	2	Y		N	01/2026		\$100.00
	Exc Award (06/30/2023)															
28224	SURING	03/28/1974	Active	16	0	0	0.00%	16		9	Y	11	R	09/2025		
10511	TIGERTON	08/17/1948	Active	17	0	1	-5.56%	19	23	2	Y		N	12/2025		
10512	WABENO	12/07/1928	Active	51	3	8	-8.93%	60	15	1	Y		N	12/2024		\$200.00
10513	WASHINGTON ISLAND	01/29/1935	Active	58	3	3	0.00%	58	11	2	Y	2	R	01/2026		
10514	WAUPACA	03/30/1925	Active	27	1	0	3.85%	26		2	Y	2	R	01/2026		\$4,500.00
10515	WAUSAUKEE	09/04/1958	Active	21	2	4	-8.70%	25	8	0	Y	3	N	08/2025		
10516	WEYAUWEGA FREMONT	04/02/1928	Active	7	1	0	16.67%	6		0	Y	12	R	01/2023		
10518	WITTENBERG	01/24/1951	Active	16	1	0	6.67%	13		5	Y			01/2026	90+ Days	

Clubs Cancelled Previous Fiscal Year – Clubs Cancelled within last 12 months may be reinstated

Club Number	Club Name	Charter Date	Current Status*	Cancellation Date
10467	BLACK CREEK	12/13/1967	Cancelled(6*)	06/29/2025



## Club Health Assessment for District 27 B2 through January 2026

<div>International Club of Presidents</div>						Status		Membership					Reports				Finance		LCIF
						Times in Status Quo in Past 2 Years		Current Member Count **	YTD Members Added	YTD Members Dropped	YTD Net Growth***	Member Count 1 Year Ago	Dropped Members Avg.Length of Service	Months Since Membership Update	Current Officers Reported ****	Current President Repeated Term	VP Reported *****	Last Date Reported Service (mm/yyyy)	Account Balance
Club Number	Club Name		Charter Date																
Current Total Clubs Count	YTD New Clubs Count	YTD Cancelled Clubs Count	YTD Net Club Gain	Current Total Members Count	YTD Add	YTD Drop	YTD Net Growth	YTD Net Growth %	Member Count 12 Months Ago	Average Member Count Per Club	% of Clubs with less than 20 members	% No Officer Report in 12 Months	% of Clubs with balance 90+ days	Number of Clubs in Status Quo	% Status Quo Clubs in Financial Suspension	Number of Cancelled Clubs	Average Cancelled Club Age	Members Lost Due to Cancellation	% of Clubs Cancelled for Non-Financial Reasons
66	0	0	0	2,046	97	102	-5	-0.24%	2,074	31	32%	0%	11%	0	0%	0	0	0	0%

\* - P - Priority Club. Cancellation Reasons: 1-Objectives/conduct, 2-Non-active club, 5-Non-existing club, 6-Disbanding, 7-Merger, 8-Financial Suspension, 9-District/Multiple District Dues.

\*\* Red denotes below 15 active members.

\*\*\* Red denotes 20% + loss.

\*\*\*\* Y - all 3 (President, Secretary, Treasurer) club officers reported, N - not all 3 reported.

\*\*\*\*\* Abbreviation: N-New, IP-Immediate Past, R-Repeat.




# Club Health Assessment for District 27 C1 through January 2026

			Status	Membership						Reports				Finance	LCIF	
Club Number	Club Name	Charter Date	Times in Status Quo in Past 2 Years	Current Member Count **	YTD Members Added	YTD Members Dropped	YTD Net Growth% ***	Member Count 1 Year Ago	Dropped Members Avg.Length of Service	Months Since Membership Update	Current Officers Reported ****	Current President Repeated Term	VP Reported *****	Last Date Reported Service (mm/yyyy)	Account Balance	YTD Donations
Clubs more than two years old																
10520	ABBOTSFORD	05/01/1968	Active	31	0	1	-3.13%	34	12	3	Y		N	12/2025		\$200.00
10522	ALMOND	01/30/1951	Active	27	0	0	0.00%	27		21	Y	5		04/2019		
31333	ARNOTT	11/17/1975	Active	38	2	0	5.56%	33		2	Y	4		02/2019		
10524	ARPIN	03/06/1973	Active	8	0	5	-38.46%	13	22	3	Y	6		11/2018		
132563	Athens	09/19/2017	Active	23	0	3	-11.54%	29	2	0	Y		N	09/2018		
10526	AUBURNDALE	05/15/1967	Active	23	2	2	0.00%	28	39	5	Y	2	R	11/2025	90+ Days	
41324	BANCROFT	05/04/1982	Active	32	0	0	0.00%	30		7	Y	4	R	11/2025		
45360	BERLIN-HAMBURG TOWNSHIP & AREA	09/23/1985	Active	27	1	0	3.85%	31		0	Y		N	11/2025		
43078	BEVENT	10/26/1983	Active	27	2	4	-6.90%	32	5	0	N	None		10/2025		
33311	CASTLE ROCK L C	02/03/1977	Active	46	2	0	4.55%	44		6	Y	2	R	01/2026		\$60.00
10529	COLBY	01/22/1963	Active	36	0	0	0.00%	36		9	Y	3		03/2022		\$50.00
39012	CURTISS	10/31/1980	Active	22	0	0	0.00%	23		3	Y		N	10/2025		
Exc Award (06/30/2018)																
10527	DORCHESTER	06/14/1956	Active	25	0	0	0.00%	23		8	Y		N	11/2025		\$500.00
44008	EASTON HEWITT WAUSAU	06/22/1984	Active	27	0	0	0.00%	27		3	Y	2	R	09/2021		
45323	EASTON WHITE CREEK	08/08/1985	Active	44	3	2	2.33%	42	40	2	Y	4		10/2025		
10530	EDGAR	12/12/1950	Active	51	2	0	4.08%	49		0	N	2		12/2023		
41163	FENWOOD	04/26/1982	Active	33	0	3	-8.33%	36	14	3	Y			12/2022		
10532	GRAND RAPIDS	04/09/1973	Active	54	0	0	0.00%	49		8	Y	4	R	05/2025		\$100.00
10533	GREENWOOD	11/09/1971	Active	12	0	0	0.00%	12		22	Y	2		05/2023		
10535	JUNCTION CITY	10/19/1966	Active	24	2	1	4.35%	23	4	0	Y		N	07/2025		\$200.00
52014	KRONENWETTER	09/19/1991	Active	12	0	2	-14.29%	15	15	1	Y		IP	06/2025		\$310.00
Exc Award (06/30/2021)																
39036	LAKE DUBAY L C	11/17/1980	Active	63	2	0	3.28%	58		3	Y		N	10/2025		\$1,000.00
Exc Award (06/30/2023)																
10536	LAKE MASON L C	02/09/1973	Active	3	0	9	-75.00%	13	8	1	Y	10	R	11/2025		\$300.00
10537	LOYAL	10/15/1968	Active	20	2	2	0.00%	22	3	1	Y	2	N	10/2025		\$250.00





## Club Health Assessment for District 27 C1 through January 2026

			Status	Membership						Reports				Finance		LCIF
Club Number	Club Name	Charter Date	Times in Status Quo in Past 2 Years	Current Member Count **	YTD Members Added	YTD Members Dropped	YTD Net Growth% ***	Member Count 1 Year Ago	Dropped Members Avg.Length of Service	Months Since Membership Update	Current Officers Reported ****	Current President Repeated Term	VP Reported *****	Last Date Reported Service (mm/yyyy)	Account Balance	YTD Donations
10538	MAINE	06/30/1958	Active	40	1	0	2.56%	38		5	Y			11/2025	90+ Days	\$250.00
10539	MARATHON	10/06/1965	Active	15	0	0	0.00%	18		8	Y	17	R	09/2022		
10540	MARSHFIELD	02/26/1931	Active	22	0	2	-8.33%	25	8	2	Y	2	N	01/2026		\$510.00
10543	NEILLSVILLE	09/22/1964	Active	20	0	1	-4.76%	20	9	1	Y	2		04/2019		
10544	NEKOOSA	03/06/1951	Active	20	0	1	-4.76%	21	1	6	Y	2	R	12/2025		\$250.00
10567	OWEN-WITHEE	08/04/1954	Active	30	0	0	0.00%	29		7	Y		IP	10/2025		
10546	PITTSVILLE	06/08/1955	Active	50	5	0	11.11%	42		3	Y		N	10/2025		\$200.00
Exc Award (06/30/2023)																
10547	PLOVER WHITING L C	11/04/1965	Active	6	1	0	20.00%	5		3	Y	6		09/2023		
10548	PORT EDWARDS	05/19/1965	Active	24	1	3	-7.69%	25	8	0	Y	11	R	11/2025		\$100.00
43344	RIB FALLS	01/19/1984	Active	20	4	4	0.00%	20	2	5	Y		N	04/2018		
10549	RIB MOUNTAIN	10/08/1970	Active	35	4	0	12.90%	31		1	Y			12/2025	\$510.00	
10550	ROCHE A CRI L C	04/11/1972	Active	37	3	6	-7.50%	43	3	1	Y		N	12/2025	\$540.00	
10551	ROSHOLT	03/20/1946	Active	17	0	3	-15.00%	19	12	0	Y	3		05/2023		
10553	ROZELLVILLE	06/08/1973	Active	25	0	0	0.00%	25		30	Y	3		08/2022		
10554	RUDOLPH	04/27/1970	Active	11	0	0	0.00%	11		16	Y	23		01/2026	\$20.00	
10555	SCHOFIELD	10/13/1950	Active	6	0	0	0.00%	6		1	Y		IP	01/2026	\$10.00	
10556	SPENCER	02/06/1941	Active	20	0	1	-4.76%	21	1	2	Y	4		10/2025		
10559	STEVENS POINT EVENING	09/19/1969	Active	25	2	1	4.17%	24	44	0	Y	7		10/2021		
10558	STEVENS POINT NOON	03/05/1926	Active	17	0	0	0.00%	17		7	Y	2		05/2025		
34828	STEVENS POINT WISCONSIN RIVER	12/19/1977	Active	17	1	2	-5.56%	19	9	0	Y		N	04/2022		
10560	STRATFORD	09/20/1939	Active	14	0	4	-22.22%	18	25	1	Y	19	N	12/2025		
10561	THORP	07/09/1931	Active	37	1	0	2.78%	34		0	Y	3	R	06/2025		
10523	TOMORROW RIVER	10/28/1948	Active	36	0	0	0.00%	36		3	Y		N	06/2025		
10562	TOWN OF TEXAS	02/10/1959	Active	28	0	3	-9.68%	31	34	6	Y			12/2025		
10564	WAUSAU	04/19/1922	Active	6	2	1	20.00%	6	0	1	Y	2	N	12/2025	\$100.00	
10566	WISCONSIN RAPIDS	03/25/1946	Active	19	1	0	5.56%	20		4	Y		N	06/2025	\$520.00	
Exc Award (06/30/2017)																



## Club Health Assessment for District 27 C1 through January 2026

INTERNATIONAL

Club Number	Club Name	Charter Date	Status		Membership					Reports				Finance		LCIF			
			Times in Status Quo in Past 2 Years	Current Member Count **	YTD Members Added	YTD Members Dropped	YTD Net Growth% ***	Member Count 1 Year Ago	Dropped Members Avg.Length of Service	Months Since Membership Update	Current Officers Reported ****	Current President Repeated Term	VP Reported *****	Last Date Reported Service (mm/yyyy)	Account Balance	YTD Donations			
146222	Wisconsin Rapids Lioness	05/28/2021	Active	17	5	1	30.77%	13	2	2	Y	6	R	01/2026		\$1,020.00			
Current Total Clubs Count	YTD New Clubs Count	YTD Cancelled Clubs Count	YTD Net Club Gain	Current Total Members Count	YTD Add	YTD Drop	YTD Net Growth	YTD Net Growth %	Member Count 12 Months Ago	Average Member Count Per Club	% of Clubs with less than 20 members	% No Officer Report in 12 Months	% of Clubs with balance 90+ days	Number of Clubs in Status Quo	% Status Quo Clubs in Financial Suspension	Number of Cancelled Clubs	Average Cancelled Club Age	Members Lost Due to Cancellation	% of Clubs Cancelled for Non-Financial Reasons
51	0	0	0	1,322	51	67	-16	-1.20%	1,346	26	29%	0%	4%	0	0%	0	0	0	0%

\* - P - Priority Club. Cancellation Reasons: 1-Objectives/conduct, 2-Non-active club, 5-Non-existing club, 6-Disbanding, 7-Merger, 8-Financial Suspension, 9-District/Multiple District Dues.

\*\* Red denotes below 15 active members.

\*\*\* Red denotes 20% + loss.

\*\*\*\* Y - all 3 (President, Secretary, Treasurer) club officers reported, N - not all 3 reported.

\*\*\*\*\* Abbreviation: N-New, IP-Immediate Past, R-Repeat.



# Club Health Assessment for District 27 C2 through January 2026

			Status	Membership					Reports					Finance		LCIF
Club Number	Club Name	Charter Date	Times in Status Quo in Past 2 Years	Current Member Count **	YTD Members Added	YTD Members Dropped	YTD Net Growth% ***	Member Count 1 Year Ago	Dropped Members Avg.Length of Service	Months Since Membership Update	Current Officers Reported ****	Current President Repeated Term	VP Reported *****	Last Date Reported Service (mm/yyyy)	Account Balance	YTD Donations
Clubs more than two years old																
44423	ASHLAND	12/26/1984	Active	19	0	0	0.00%	19		7	Y	7		08/2024		\$200.00
	Exc Award (06/30/2024)															
10569	BOULDER JUNCTION	03/06/1972	Active	111	10	6	3.74%	108	9	2	Y		N	09/2025		\$6,000.00
	Exc Award (06/30/2018, 06/30/2023)															
10570	BUTTERNUT	08/26/1958	Active	9	0	0	0.00%	9		23	Y	15	R			
10571	CABLE & AREA	10/05/1965	Active	47	3	5	-4.08%	47	33	1	Y		N	10/2025		\$400.00
10572	CATAWBA KENNAN L C	04/13/1966	Active	13	0	1	-7.14%	14	19	0	Y	3	R	09/2025		
10592	CONOVER	10/06/1949	Active	26	1	0	4.00%	27		6	Y	8	N	04/2024	90+ Days	
10573	EAGLE RIVER	04/13/1949	Active	49	2	0	4.26%	46		3	Y	2	R	05/2021	90+ Days	
10575	FIFIELD	11/02/1965	Active	16	3	1	14.29%	14	1	2	Y	3	R	10/2025		\$320.00
10576	GILMAN	05/29/1951	Active	22	0	1	-4.35%	19	4	6	N		R	11/2024		
44826	GLEASON & AREA	04/05/1985	Active	36	3	5	-5.26%	36	15	0	Y		N	11/2025		\$500.00
	Exc Award (06/30/2023)															
10577	GLIDDEN	01/28/1954	Active	14	4	0	40.00%	13		5	Y	5	N	07/2025		
10578	HAZELHURST	11/09/1966	Active	19	0	1	-5.00%	23	33	3	Y	4	R	07/2024		
10579	HURLEY	09/24/1952	Active(1)	19	0	1	-5.00%	17	26	0	Y	2	R	09/2025		
10580	IRON RIVER	01/15/1963	Active	53	2	16	-20.90%	64	11	0	Y	3		12/2025		\$175.00
	Exc Award (06/30/2023)															
34515	JUMP RIVER	10/27/1977	Active	29	2	4	-6.45%	31	11	0	Y	2	R	06/2025	90+ Days	\$500.00
10582	LAKE TOMAHAWK	10/18/1967	Active	32	0	7	-17.95%	42	12	5	Y	2	R	06/2025		
10584	MANITOWISH WATERS	02/25/1971	Active	73	4	6	-2.67%	77	11	1	Y	5	N	04/2024		\$1,500.00
10585	MEDFORD	01/31/1951	Active	34	0	0	0.00%	38		8	Y	2	N	05/2024		\$700.00
	Exc Award (06/30/2023)															
10586	MELLEN	08/22/1950	Active	13	0	1	-7.14%	16	4	6	Y		N	07/2025		\$175.00
	Exc Award (06/30/2022, 06/30/2023)															
10587	MERCER	09/07/1950	Active	40	5	2	8.11%	47	7	3	Y		N	01/2026		\$63.00
	Exc Award (06/30/2023, 06/30/2024)															
10588	MERRILL	02/25/1927	Active	71	4	1	4.41%	71	15	0	Y		N	12/2025	90+ Days	
10589	MINOCQUA	02/14/1946	Active	101	6	7	-0.98%	100	8	0	Y	3		09/2025		




## Club Health Assessment for District 27 C2 through January 2026

						Status				Membership					Reports				Finance		LCIF																																																																																																																																																																																																																																																																																																																																																																																																																																																																																																																																																																																																																																																																																																																																																																																																																																																																																																																																																																																																																																																																																																																																																																																																																																																																																																																																																																																						
						Times in Status Quo in Past 2 Years	Current Member Count **	YTD Members Added	YTD Members Dropped	YTD Net Growth% ***	Member Count 1 Year Ago	Dropped Members Avg.Length of Service	Months Since Membership Update	Current Officers Reported ****	Current President Repeated Term	VP Reported *****	Last Date Reported Service (mm/yyyy)	Account Balance	YTD Donations																																																																																																																																																																																																																																																																																																																																																																																																																																																																																																																																																																																																																																																																																																																																																																																																																																																																																																																																																																																																																																																																																																																																																																																																																																																																																																																																																																																								
Club Number	Club Name	Charter Date																																																																																																																																																																																																																																																																																																																																																																																																																																																																																																																																																																																																																																																																																																																																																																																																																																																																																																																																																																																																																																																																																																																																																																																																																																																																																																																																																																																																									



## Club Health Assessment for District 27 C2 through January 2026

																	
Club Number	Club Name	Charter Date	Status	Membership					Reports				Finance	LCIF			
			Times in Status Quo in Past 2 Years	Current Member Count **	YTD Members Added	YTD Members Dropped	YTD Net Growth% ***	Member Count 1 Year Ago	Dropped Members Avg.Length of Service	Months Since Membership Update	Current Officers Reported ****	Current President Repeated Term	VP Reported *****	Last Date Reported Service (mm/yyyy)	Account Balance	YTD Donations	

\* - P - Priority Club. Cancellation Reasons: 1-Objectives/conduct, 2-Non-active club, 5-Non-existing club, 6-Disbanding, 7-Merger, 8-Financial Suspension, 9-District/Multiple District Dues.

\*\* Red denotes below 15 active members.

\*\*\* Red denotes 20% + loss.

\*\*\*\* Y - all 3 (President, Secretary, Treasurer) club officers reported, N - not all 3 reported.

\*\*\*\*\* Abbreviation: N-New, IP-Immediate Past, R-Repeat.




## Club Health Assessment for District 27 D1 through January 2026

			Status	Membership						Reports				Finance		LCIF
Club Number	Club Name	Charter Date	Times in Status Quo in Past 2 Years	Current Member Count **	YTD Members Added	YTD Members Dropped	YTD Net Growth% ***	Member Count 1 Year Ago	Dropped Members Avg.Length of Service	Months Since Membership Update	Current Officers Reported ****	Current President Repeated Term	VP Reported *****	Last Date Reported Service (mm/yyyy)	Account Balance	YTD Donations
Clubs more than two years old																
10607	ALBANY	02/08/1968	Active	59	2	5	-4.84%	63	16	1	Y		N	06/2025		\$1,050.00
Exc Award (06/30/2016, 06/30/2018)																
10609	ARGYLE	08/26/1957	Active	22	1	0	4.76%	21		4	N	10		08/2025	90+ Days	
10608	ARLINGTON	06/08/1973	Active	24	1	0	4.35%	22		4	Y		IP	09/2025		
10611	BELMONT	02/09/1955	Active	32	0	0	0.00%	32		3	Y		N	12/2025		\$500.00
Exc Award (06/30/2016)																
31019	BELOIT EVENING	06/30/1975	Active	83	7	4	3.75%	85	33	0	Y		N	01/2026		\$100.00
Exc Award (06/30/2017, 06/30/2018)																
54011	BOSCOBEL & AREA L C	01/26/1993	Active	14	1	3	-12.50%	16	28	0	Y	5		12/2025		\$250.00
Exc Award (06/30/2016, 06/30/2017, 06/30/2020)																
10614	BRODHEAD	08/27/1957	Active	38	1	1	0.00%	38	44	0	Y			01/2026	90+ Days	\$1,000.00
Exc Award (06/30/2016)																
29109	CASSVILLE	04/09/1974	Active	13	0	2	-13.33%	14	3	3	Y	3		04/2025		
10617	COBB	09/26/1951	Active	14	0	0	0.00%	15		7	Y		N	12/2025		
Exc Award (06/30/2020)																
29110	COTTAGE GROVE	04/10/1974	Active	54	2	3	-1.82%	54	10	3	Y		N	12/2025		\$10.00
Exc Award (06/30/2021)																
36106	CROSS PLAINS	10/25/1978	Active	98	3	3	0.00%	98	18	0	Y	2	N	11/2025		\$700.00
Exc Award (06/30/2019, 06/30/2020, 06/30/2021, 06/30/2022, 06/30/2023)																
10619	CUBA CITY	05/24/1962	Active	73	2	1	1.39%	74	2	1	Y		N	12/2024		\$1,010.00
Exc Award (06/30/2018, 06/30/2020, 06/30/2021)																
146511	Cuba City Lioness	06/14/2021	Active	37	2	1	2.78%	35	4	3	Y		N	12/2025		\$10.00
43144	DARLINGTON	11/02/1983	Active	22	1	0	4.76%	21		6	Y	2	R	12/2025		\$300.00
Exc Award (06/30/2018, 06/30/2025)																
10621	DE FOREST WINDSOR	05/31/1956	Active	33	2	2	0.00%	39	32	0	Y		N	12/2025		\$120.00
Exc Award (06/30/2017, 06/30/2024)																
10620	DEERFIELD	06/02/1942	Active	55	3	2	1.85%	49	2	0	Y		N	01/2026		\$1,140.00
Exc Award (06/30/2016, 06/30/2019, 06/30/2020, 06/30/2024)																



## Club Health Assessment for District 27 D1 through January 2026

			Status	Membership						Reports				Finance		LCIF
Club Number	Club Name	Charter Date	Times in Status Quo in Past 2 Years	Current Member Count **	YTD Members Added	YTD Members Dropped	YTD Net Growth% ***	Member Count 1 Year Ago	Dropped Members Avg.Length of Service	Months Since Membership Update	Current Officers Reported ****	Current President Repeated Term	VP Reported *****	Last Date Reported Service (mm/yyyy)	Account Balance	YTD Donations
31698	DICKEYVILLE-KIELER L C	02/12/1976	Active	31	0	0	0.00%	31		17	Y	3		12/2025		\$160.00
10622	DODGEVILLE INC	01/14/1972	Active	26	2	11	-25.71%	35	10	0	Y	3	R	11/2025		\$3,135.00
	Exc Award (06/30/2017, 06/30/2018, 06/30/2020)															
10623	EDGERTON	11/12/1940	Active	67	8	3	8.06%	59	15	0	Y		N	01/2026	90+ Days	\$140.00
	Exc Award (06/30/2018, 06/30/2021, 06/30/2022, 06/30/2024)															
10625	EVANSVILLE	12/21/1925	Active	24	1	3	-7.69%	26	11	3	Y	9		01/2026	90+ Days	\$40.00
	Exc Award (06/30/2018, 06/30/2019)															
10626	FENNIMORE	03/28/1962	Active	9	0	0	0.00%	9		18	Y	5		11/2025		
	Exc Award (06/30/2021)															
43345	FITCHBURG	01/20/1984	Active	15	0	0	0.00%	16		7	Y	3	N	10/2025		\$100.00
	Exc Award (06/30/2017)															
10628	HAZEL GREEN	02/20/1968	Active	8	0	1	-11.11%	9	9	6	Y	4		10/2023		\$200.00
	Exc Award (06/30/2016)															
10629	HIGHLAND	10/01/1946	Active	49	9	1	19.51%	41	3	3	Y		N	11/2025		\$250.00
	Exc Award (06/30/2016, 06/30/2017, 06/30/2019, 06/30/2020, 06/30/2021, 06/30/2023, 06/30/2024)															
59630	IOWA-GRANT L C	05/23/1997	Active(1)	17	17	0	100.00%	15		5	Y	2		11/2025		
10631	JANESVILLE	05/26/1922	Active	45	1	1	0.00%	43	2	4	Y		N	01/2026		
	Exc Award (06/30/2016, 06/30/2017, 06/30/2020)															
44524	LAKE WISCONSIN	01/22/1985	Active	31	0	2	-6.06%	34	18	0	Y		N	01/2026		\$2,010.00
	Exc Award (06/30/2017, 06/30/2018, 06/30/2022, 06/30/2023, 06/30/2024)															
10637	LANCASTER	06/04/1971	Active(1)	42	1	2	-2.33%	45	10	0	Y		N	12/2025	90+ Days	
	Exc Award (06/30/2016, 06/30/2017, 06/30/2018, 06/30/2020, 06/30/2021, 06/30/2023)															
10640	MADISON CENTRAL	05/04/1922	Active	22	0	1	-4.35%	25	30	1	Y	3	N	10/2025		\$500.00
	Exc Award (06/30/2016, 06/30/2018)															
51825	MADISON EVENING	06/30/1991	Active	10	0	0	0.00%	10		7	Y		R	11/2025		
	Exc Award (06/30/2021)															
146599	Madison Monona	06/09/2021	Active	23	4	1	15.00%	17	4	3	Y	2		10/2025		\$10.00
	Exc Award (06/30/2023)															



# Club Health Assessment for District 27 D1 through January 2026

			Status	Membership						Reports				Finance		LCIF
Club Number	Club Name	Charter Date	Times in Status Quo in Past 2 Years	Current Member Count **	YTD Members Added	YTD Members Dropped	YTD Net Growth% ***	Member Count 1 Year Ago	Dropped Members Avg.Length of Service	Months Since Membership Update	Current Officers Reported ****	Current President Repeated Term	VP Reported *****	Last Date Reported Service (mm/yyyy)	Account Balance	YTD Donations
10641	MADISON WEST	01/29/1964	Active	27	0	1	-3.57%	28	62	2	Y		N	01/2026		\$1,000.00
	Exc Award (06/30/2018, 06/30/2023)															
36446	MARSHALL	01/03/1979	Active	79	4	2	2.60%	82	11	0	Y	2	R	01/2026		\$1,210.00
	Exc Award (06/30/2016, 06/30/2017, 06/30/2019)															
10644	MAZOMANIE	03/20/1950	Active	35	2	5	-7.89%	42	43	0	Y		N	01/2026		
	Exc Award (06/30/2020)															
10642	MC FARLAND	12/12/1962	Active	65	9	0	16.07%	57		0	Y	2	R	01/2026		\$2,780.00
	Exc Award (06/30/2016, 06/30/2017, 06/30/2018, 06/30/2022, 06/30/2023)															
146142	McFarland Lioness	06/01/2021	Active	41	4	0	10.81%	39		0	Y	2	N	01/2026		
	Exc Award (06/30/2024)															
46139	MIDDLETON	05/05/1986	Active	15	2	0	15.38%	17		6	Y	3	R	11/2025		
121783	Milton	04/03/2014	Active	9	2	2	0.00%	13	11	5	Y	5	R	08/2025		
41972	MINERAL POINT	11/12/1982	Active	49	1	1	0.00%	49	14	6	Y		N	11/2020		
	Exc Award (06/30/2020)															
10646	MONROE	06/11/1951	Active(1)	80	0	4	-4.76%	94	26	0	Y		N	05/2023		\$500.00
	Exc Award (06/30/2017, 06/30/2019)															
36107	MONTICELLO	10/30/1978	Active	52	0	2	-3.70%	57	25	2	Y		N	01/2026		\$520.00
	Exc Award (06/30/2016, 06/30/2018, 06/30/2022)															
10647	MOUNT HOREB	08/28/1957	Active	14	0	2	-12.50%	15	6	0	Y			11/2025		
	Exc Award (06/30/2016, 06/30/2017, 06/30/2018, 06/30/2023, 06/30/2024)															
10649	MUSCODA	04/27/1966	Active	54	4	2	3.85%	49	21	0	Y		N	01/2026	90+ Days	
	Exc Award (06/30/2016, 06/30/2020, 06/30/2024)															
10651	NEW GLARUS	08/18/1941	Active	33	3	4	-2.94%	35	16	1	Y		N	01/2026		\$1,010.00
	Exc Award (06/30/2016, 06/30/2018, 06/30/2021)															
38585	OREGON-BROOKLYN L C	06/11/1980	Active	18	0	2	-10.00%	21	12	0	Y		IP	01/2026		\$150.00
	Exc Award (06/30/2017, 06/30/2018, 06/30/2021, 06/30/2022, 06/30/2024)															
124548	Orfordville	04/07/2015	Active	16	7	0	77.78%	9		2	Y	7	R	12/2025		
33312	PARDEEVILLE	02/18/1977	Active	52	3	2	1.96%	54	9	0	Y	2	N	01/2026		





## Club Health Assessment for District 27 D1 through January 2026

						Status			Membership					Reports				Finance		LCIF
						Times in Status Quo in Past 2 Years	Current Member Count **	YTD Members Added	YTD Members Dropped	YTD Net Growth% ***	Member Count 1 Year Ago	Dropped Members Avg.Length of Service	Months Since Membership Update	Current Officers Reported ****	Current President Repeated Term	VP Reported *****	Last Date Reported Service (mm/yyyy)	Account Balance	YTD Donations	
Exc Award (06/30/2016, 06/30/2017, 06/30/2020, 06/30/2021)						Active	8	0	0	0.00%	8	11	Y	4	R	11/2021		\$1,000.00		
41164	PLATTEVILLE	04/19/1982																		
Exc Award (06/30/2016)						Active	11	0	0	0.00%	13	4	Y	2	R	10/2025		\$500.00		
10656	PORTAGE	10/10/1968																		
Exc Award (06/30/2016, 06/30/2018, 06/30/2020)						Active	37	3	1	5.71%	37	3	1	Y	7	R	12/2025		\$20.00	
46701	POTOSI TENNYSON	12/17/1986																		
Exc Award (06/30/2016, 06/30/2017, 06/30/2018, 06/30/2020, 06/30/2021, 06/30/2024)						Active	33	2	0	6.45%	32	3	Y	2	R	10/2025				
10660	SHULLSBURG	01/06/1947																		
Exc Award (06/30/2018)						Active	42	2	4	-4.55%	44	14	2	Y		N	01/2026		\$1,250.00	
10665	STOUGHTON	12/21/1923																		
Exc Award (06/30/2016, 06/30/2020, 06/30/2021, 06/30/2022, 06/30/2023)						Active	77	7	9	-2.53%	80	13	2	Y		N	01/2026		\$1,170.00	
10666	SUN PRAIRIE	09/26/1933																		
Exc Award (06/30/2019)						Active	7	0	1	-12.50%	3	0	6	Y	2	R	12/2025			
89193	U W MADISON CAMPUS	08/30/2005																		
Exc Award (06/30/2016)						Active	30	2	1	3.45%	29	1	5	Y		IP	09/2025		\$200.00	
46821	VERONA	01/05/1987																		
Exc Award (06/30/2016, 06/30/2017, 06/30/2018, 06/30/2019, 06/30/2021, 06/30/2022, 06/30/2023)						Active	33	2	1	3.13%	40	27	1	Y		N	11/2025			
38586	WAUNAKEE INC	06/29/1980																		
Exc Award (06/30/2016, 06/30/2017, 06/30/2021)						Active	25	5	0	25.00%	20	3	Y		N	12/2025				
10671	WEST GRANT	10/10/1963																		
Current Total Clubs Count	YTD New Clubs Count	YTD Cancelled Clubs Count	YTD Net Club Gain	Current Total Members Count	YTD Add	YTD Drop	YTD Net Growth	YTD Net Growth %	Member Count 12 Months Ago	Average Member Count Per Club	% of Clubs with less than 20 members	% No Officer Report in 12 Months	% of Clubs with balance 90+ days	Number of Clubs in Status Quo	% Status Quo Clubs in Financial Suspension	Number of Cancelled Clubs	Average Cancelled Club Age	Members Lost Due to Cancellation	% of Clubs Cancelled for Non-Financial Reasons	
57	0	0	0	2,032	135	99	36	1.80%	2,058	36	28%	0%	11%	0	0%	0	0	0	0%	



Club Health Assessment for District 27 D1 through January 2026

INTERNATIONAL

			Status	Membership					Reports				Finance	LCIF		
Club Number	Club Name	Charter Date	Times in Status Quo in Past 2 Years	Current Member Count **	YTD Members Added	YTD Members Dropped	YTD Net Growth% ***	Member Count 1 Year Ago	Dropped Members Avg.Length of Service	Months Since Membership Update	Current Officers Reported ****	Current President Repeated Term	VP Reported *****	Last Date Reported Service (mm/yyyy)	Account Balance	YTD Donations

\* - P - Priority Club. Cancellation Reasons: 1-Objectives/conduct, 2-Non-active club, 5-Non-existing club, 6-Disbanding, 7-Merger, 8-Financial Suspension, 9-District/Multiple District Dues.

\*\* Red denotes below 15 active members.

\*\*\* Red denotes 20% + loss.

\*\*\*\* Y - all 3 (President, Secretary, Treasurer) club officers reported, N - not all 3 reported.

\*\*\*\*\* Abbreviation: N-New, IP-Immediate Past, R-Repeat.




# Club Health Assessment for District 27 D2 through January 2026

			Status	Membership						Reports				Finance		LCIF
Club Number	Club Name	Charter Date	Times in Status Quo in Past 2 Years	Current Member Count **	YTD Members Added	YTD Members Dropped	YTD Net Growth% ***	Member Count 1 Year Ago	Dropped Members Avg.Length of Service	Months Since Membership Update	Current Officers Reported ****	Current President Repeated Term	VP Reported *****	Last Date Reported Service (mm/yyyy)	Account Balance	YTD Donations
Clubs more than two years old																
34829	BANGOR	12/28/1977	Active	78	4	2	2.63%	74	19	0	Y		N	10/2025		\$65.00
	Exc Award (06/30/2019)															
10610	BARABOO	08/03/1942	Active	32	2	3	-3.03%	31	19	0	Y		N	07/2025		\$1,000.00
51176	BARRE CO-ED	01/04/1991	Active	31	0	1	-3.13%	31	8	0	Y	13	R	01/2026		
	Exc Award (06/30/2022)															
34944	BOAZ	01/23/1978	Active	20	2	2	0.00%	18	7	0	Y		N	12/2025		
	Exc Award (06/30/2022, 06/30/2023)															
53073	BRICE PRAIRIE	05/07/1992	Active(1)	16	0	0	0.00%	13		10	N	2		01/2019		
155305	Buena Vista	08/14/2023	Active	25	2	0	8.70%	25		3	Y		N	09/2024		\$50.00
10615	CAMP DOUGLAS	05/26/1972	Active	22	1	0	4.76%	22		5	Y		N	01/2026	90+ Days	\$1,000.00
10616	CASHTON	01/05/1949	Active	25	4	2	8.70%	22	36	1	Y	15	N	08/2021		\$950.00
10618	COON VALLEY	03/14/1960	Active	58	1	0	1.75%	54		5	Y		N	12/2025		
	Exc Award (06/30/2022)															
51826	DE SOTO AREA	06/19/1991	Active	16	0	5	-23.81%	21	7	0	Y	5	R	01/2026		
	Exc Award (06/30/2022, 06/30/2024)															
10624	ELROY	03/14/1952	Active	33	1	2	-2.94%	30	12	0	Y	2	R	06/2025		\$100.00
	Exc Award (06/30/2022)															
29456	FRENCH ISLAND	06/25/1974	Active	11	2	0	22.22%	9		2	Y		IP	08/2017		
10627	GAYS MILLS	06/16/1959	Active	19	0	1	-5.00%	19	3	0	Y	4	R	07/2022		
	Exc Award (06/30/2022)															
35543	GENOA	05/09/1978	Active	17	4	2	13.33%	15	9	2	Y	11		06/2021		
	Exc Award (06/30/2020)															
45674	HILLSBORO	01/31/1986	Active	53	3	3	0.00%	54	25	0	Y		N	01/2026		\$20.00
	Exc Award (06/30/2016, 06/30/2022)															
10630	HOLMEN	02/29/1960	Active	28	2	1	3.70%	28	7	3	Y	4	R	07/2018		\$30.00
45675	ITHACA	01/08/1986	Active	25	0	1	-3.85%	31	9	6	Y		R	01/2026		\$1,575.00
10632	KENDALL	10/14/1948	Active	28	1	1	0.00%	28	6	1	N	None		09/2025		\$100.00
10633	LA CROSSE	11/20/1952	Active	70	27	11	29.63%	54	8	0	Y		N	01/2026		\$1,000.00
	Exc Award (06/30/2018, 06/30/2022, 06/30/2024)															




## Club Health Assessment for District 27 D2 through January 2026

			Status	Membership						Reports				Finance	LCIF	
Club Number	Club Name	Charter Date	Times in Status Quo in Past 2 Years	Current Member Count **	YTD Members Added	YTD Members Dropped	YTD Net Growth% ***	Member Count 1 Year Ago	Dropped Members Avg.Length of Service	Months Since Membership Update	Current Officers Reported ****	Current President Repeated Term	VP Reported *****	Last Date Reported Service (mm/yyyy)	Account Balance	YTD Donations
10635	LA FARGE	02/13/1973	Active	40	2	2	0.00%	43	3	5	Y		N	10/2025	90+ Days	\$110.00
Exc Award (06/30/2021, 06/30/2022)																
10636	LAKE DELTON	05/21/1951	Active	11	0	1	-8.33%	11	2	1	Y		IP	01/2026		\$70.00
Exc Award (06/30/2021)																
10643	MAUSTON	03/12/1968	Active	56	5	0	9.80%	48		3	Y	10	N	01/2026		\$15.00
Exc Award (06/30/2022, 06/30/2023, 06/30/2024, 06/30/2025)																
10645	MINDORO	05/28/1968	Active	43	0	0	0.00%	43		6	Y		N	10/2023		
Exc Award (06/30/2022, 06/30/2023, 06/30/2024)																
37039	MORMON COULEE L C	05/04/1979	Active	31	1	1	0.00%	32	46	1	Y	2		12/2025		
Exc Award (06/30/2020, 06/30/2022)																
10650	NECEDAH	10/26/1972	Active	20	2	1	5.26%	26	3	5	Y		N	12/2025		
Exc Award (06/30/2022)																
10652	NEW LISBON	11/16/1959	Active	49	4	2	4.26%	44	4	0	Y	4		11/2025		
Exc Award (06/30/2022, 06/30/2024)																
38287	NORTH BEND	04/23/1980	Active	16	2	1	6.67%	16	7	0	Y		N	04/2024	\$25.00	
10653	NORWALK	01/08/1952	Active	34	0	0	0.00%	34		0	Y	2		12/2025		
10654	ONALASKA	05/29/1952	Active	18	0	2	-10.00%	21	15	1	Y	2	N	08/2023		
Exc Award (06/30/2022)																
10655	PLAIN	06/20/1950	Active	45	2	1	2.27%	45	1	0	Y	2		10/2024	\$100.00	
42534	PRAIRIE DU CHIEN	04/14/1983	Active	11	0	2	-15.38%	13	3	1	Y	7	N	11/2023	\$150.00	
Exc Award (06/30/2022)																
10658	REEDSBURG	04/23/1951	Active	67	3	1	3.08%	65	3	1	Y	8		12/2025	\$100.00	
10659	RICHLAND CENTER	09/14/1942	Active	16	1	0	6.67%	15		5	Y	2	R	01/2026	\$805.00	
Exc Award (06/30/2018, 06/30/2021)																
10657	SAUK PRAIRIE L C	03/25/1947	Active	30	3	3	0.00%	28	23	0	Y		N	10/2025	\$2,000.00	
Exc Award (06/30/2022, 06/30/2023)																
47287	SENECA	04/30/1987	Active	13	1	1	0.00%	13	8	6	N		N	07/2025		
Exc Award (06/30/2022, 06/30/2023)																
10661	SOLDIERS GROVE	11/20/1951	Active	9	0	0	0.00%	9		10	Y		IP	01/2026		
10662	SPARTA	10/19/1961	Active	30	0	7	-18.92%	46	8	0	Y	2		12/2025		
Exc Award (06/30/2024)																



## Club Health Assessment for District 27 D2 through January 2026

						Status				Membership					Reports				Finance		LCIF		
Club Number	Club Name	Charter Date	Times in Status Quo in Past 2 Years			Current Member Count **	YTD Members Added	YTD Members Dropped	YTD Net Growth***	Member Count 1 Year Ago	Dropped Members Avg.Length of Service	Months Since Membership Update	Current Officers Reported ****	Current President Repeated Term	VP Reported *****	Last Date Reported Service (mm/yyyy)	Account Balance	YTD Donations					
10663	SPRING GREEN	11/28/1949	Active		55	5	4	1.85%	56	31	0	Y			N	12/2025	90+ Days	\$300.00					
Exc Award (06/30/2023, 06/30/2024)																							
33662	ST JOSEPH'S RIDGE L C	04/30/1977	Active		97	3	11	-7.62%	102	3	1	Y	2		N	12/2025							
Exc Award (06/30/2018, 06/30/2021, 06/30/2022, 06/30/2023)																							
10664	STODDARD	02/24/1970	Active		38	10	11	-2.56%	39	8	0	Y			N	12/2025				\$500.00			
Exc Award (06/30/2021, 06/30/2022, 06/30/2024, 06/30/2025)																							
10667	TOMAH	02/17/1930	Active		50	3	0	6.38%	56		0	Y			N	08/2025							
Exc Award (06/30/2019, 06/30/2022)																							
10669	VIROQUA	10/30/1947	Active		65	8	4	6.56%	59	6	3	Y				01/2026						\$150.00	
Exc Award (06/30/2022)																							
44827	WARRENS	04/29/1985	Active		23	0	0	0.00%	23		17	Y			N	12/2025							
Exc Award (06/30/2022)																							
43866	WAUZEKA	05/18/1984	Active		18	2	3	-5.26%	19	15	1	Y			N	02/2019							
Exc Award (06/30/2022)																							
10672	WEST SALEM	10/13/1948	Active		56	2	3	-1.75%	53	22	0	Y				01/2026						\$600.00	
Exc Award (06/30/2022)																							
10670	WESTBY	09/01/1959	Active		12	2	0	20.00%	16		2	Y	2	R		01/2026							
Exc Award (06/30/2022)																							
123231	Wonewoc Area	10/16/2014	Active		39	5	0	14.71%	34		0	Y	2	R		01/2026						\$30.00	
Exc Award (06/30/2024, 06/30/2025)																							
Current Total Clubs Count	YTD New Clubs Count	YTD Cancelled Clubs Count	YTD Net Club Gain	Current Total Members Count	YTD Add	YTD Drop	YTD Net Growth	YTD Net Growth %	Member Count 12 Months Ago	Average Member Count Per Club	% of Clubs with less than 20 members	% No Officer Report in 12 Months	% of Clubs with balance 90+ days	Number of Clubs in Status Quo	% Status Quo Clubs in Financial Suspension	Number of Cancelled Clubs	Average Cancelled Club Age					Members Lost Due to Cancellation	% of Clubs Cancelled for Non-Financial Reasons
47	0	0	0	1,599	122	98	24	1.52%	1,588	34	30%	0%	6%	0	0%	0	0					0	0%

\* - P - Priority Club. Cancellation Reasons: 1-Objectives/conduct, 2-Non-active club, 5-Non-existing club, 6-Disbanding, 7-Merger, 8-Financial Suspension, 9-District/Multiple District Dues.

\*\* Red denotes below 15 active members.

\*\*\* Red denotes 20% + loss.

\*\*\*\* Y - all 3 (President, Secretary, Treasurer) club officers reported, N - not all 3 reported.

\*\*\*\*\* Abbreviation: N-New, IP-Immediate Past, R-Repeat.




# Club Health Assessment for District 27 E1 through January 2026

			Status	Membership					Reports					Finance		LCIF
Club Number	Club Name	Charter Date	Times in Status Quo in Past 2 Years	Current Member Count **	YTD Members Added	YTD Members Dropped	YTD Net Growth% ***	Member Count 1 Year Ago	Dropped Members Avg.Length of Service	Months Since Membership Update	Current Officers Reported ****	Current President Repeated Term	VP Reported *****	Last Date Reported Service (mm/yyyy)	Account Balance	YTD Donations
Clubs more than two years old																
38899	AMERY	09/03/1980	Active	61	4	0	7.02%	65		2	Y	2	R	10/2025		\$20.00
	Exc Award (06/30/2022, 06/30/2023, 06/30/2024)															
10679	BIRCHWOOD	02/11/1961	Active	32	3	0	10.34%	25		2	Y	4		12/2025		
43867	BLOOMER	05/31/1984	Active	16	0	0	0.00%	16		0	Y	4	R	06/2025		\$1,100.00
10682	BOYD	05/08/1951	Active	28	0	0	0.00%	28		7	Y	2	R	09/2024		
67699	BRUCE BLUE HILLS	04/14/2003	Active	15	0	4	-21.05%	21	9	0	Y	5	N	02/2023		
10683	BRULE RIVER	07/30/1958	Active	32	3	6	-8.57%	33	33	1	Y	5	N	01/2026		
10684	CADOTT	10/02/1947	Active	43	3	0	7.50%	39		2	Y	2	R	11/2025		\$1,129.00
	Exc Award (06/30/2023)															
56253	CHEQUAMEGON	11/17/1994	Active	52	0	2	-3.70%	48	11	0	Y		N	12/2025	90+ Days	\$200.00
10686	CHETEK	12/05/1967	Active(1)	60	3	1	3.45%	57	32	0	Y		N	01/2026		\$520.00
	Exc Award (06/30/2023, 06/30/2024)															
10687	CHIPPEWA FALLS	05/03/1956	Active	66	2	2	0.00%	59	2	0	Y		N	01/2026		\$60.00
	Exc Award (06/30/2023, 06/30/2024, 06/30/2025)															
10688	CLAYTON	12/08/1965	Active	19	1	1	0.00%	18	9	5	Y	2	N	01/2026		\$70.00
10689	CLEAR LAKE	09/26/1966	Active	25	1	0	4.17%	25		1	Y		IP	01/2026		\$20.00
10691	CORNELL	06/25/1931	Active	23	5	1	21.05%	19	46	0	Y	21		10/2025		\$1,100.00
63348	DRESSER	06/26/2000	Active	10	0	0	0.00%	11		10	Y	4	R	01/2026		\$580.00
	Exc Award (06/30/2023)															
10699	FREDERIC	01/10/1974	Active	16	0	0	0.00%	18		8	Y	2	R	01/2026		
30716	GRANTSBURG	05/13/1975	Active	9	0	1	-10.00%	10	6	4	Y	2	N	11/2025		
10702	HAWKINS	12/06/1950	Active	20	0	0	0.00%	16		6	N	None		09/2024		
10703	HAYWARD	03/07/1963	Active(1)	40	2	8	-13.04%	46	7	3	Y		N	09/2025	90+ Days	
10705	JIM FALLS	01/05/1960	Active	58	1	3	-3.33%	60	2	0	Y		N	01/2026		\$2,630.00
	Exc Award (06/30/2024)															
10707	LADYSMITH	12/12/1968	Active	26	1	5	-13.33%	30	9	0	Y	3	R	11/2025		
10708	LAKE HOLCOMBE L C	11/09/1972	Active	77	7	3	5.48%	73	9	2	Y		R	11/2025	90+ Days	



## Club Health Assessment for District 27 E1 through January 2026

			Status	Membership						Reports				Finance	LCIF		
Club Number	Club Name	Charter Date	Times in Status Quo in Past 2 Years	Current Member Count **	YTD Members Added	YTD Members Dropped	YTD Net Growth% ***	Member Count 1 Year Ago	Dropped Members Avg.Length of Service	Months Since Membership Update	Current Officers Reported ****	Current President Repeated Term	VP Reported *****	Last Date Reported Service (mm/yyyy)	Account Balance	YTD Donations	
10710	LAKE WISSOTA L C	07/11/1973	Active	34	3	0	9.68%	37		0	Y		N	01/2026			
10711	LUCK	11/14/1960	Active	39	0	8	-17.02%	48	20	0	Y	3	R	09/2025			
Exc Award (06/30/2018)																	
38958	OSCEOLA AREA	10/28/1980	Active	28	0	2	-6.67%	30	16	6	Y		R	10/2025			
38900	PATTISON PARK AREA L C	09/29/1980	Active	37	1	2	-2.63%	41	10	1	Y	3	N	01/2026			
10719	POPLAR WENTWORTH	11/12/1963	Active	6	0	0	0.00%	6		21	Y	7		01/2026			
10720	PRAIRIE FARM AREA	12/04/1967	Active	42	3	0	7.69%	38		7	Y	8	R	12/2022			90+ Days
10721	RICE LAKE	10/30/1967	Active	46	4	2	4.55%	44	8	1	Y		N	03/2024			
Exc Award (06/30/2017)																	
57477	SEELEY	11/07/1995	Active	39	2	0	5.41%	40		4	Y	5		11/2022			90+ Days
10725	SHELL LAKE	01/21/1960	Active	55	0	3	-5.17%	55	21	1	Y			02/2024			
Exc Award (06/30/2017)																	
10726	SIREN	05/26/1969	Active	29	6	0	26.09%	24		0	Y	2	R	08/2022			
Exc Award (06/30/2016, 06/30/2018)																	
10727	SOLO SPRINGS	05/10/1956	Active	24	0	2	-7.69%	26	8	3	Y	3		09/2023			
10728	SPOONER-TREGO L C	09/21/1972	Active	31	1	1	0.00%	30	1	1	N	None		01/2026			
10700	ST CROIX FALLS	03/25/1952	Active	21	1	0	5.00%	20		5	Y		R	01/2026			
Exc Award (06/30/2023)																	
10730	STANLEY	04/09/1946	Active	33	0	2	-5.71%	35	5	1	Y	2		04/2025			
10732	STONE LAKE	01/12/1970	Active	18	4	2	12.50%	19	22	0	Y	2	N	03/2025			
10735	TILDEN	12/04/1973	Active	35	0	0	0.00%	38		3	N			12/2024			
Exc Award (06/30/2018)																	
10737	TURTLE LAKE	05/01/1952	Active	54	0	0	0.00%	54		1	Y	3		12/2025			
Exc Award (06/30/2016, 06/30/2018)																	
145762	Turtle Lake Area Lioness	03/23/2021	Active	14	2	1	7.69%	13	0	1	Y	6	R	01/2026			
10685	UNITY AREA	06/10/1957	Active	15	0	0	0.00%	15		21	Y	2	R	04/2024			
43346	WANDEROOS	01/16/1984	Active	8	0	0	0.00%	7		9	Y	10		01/2026			
Exc Award (06/30/2024, 06/30/2025)																	
10738	WEBSTER	12/13/1966	Active	34	1	2	-2.86%	39	11	0	Y			12/2025			
30350	WINTER & AREA L C	03/13/1975	Active	28	5	4	3.70%	24	2	1	Y		R	01/2026			
Exc Award (06/30/2024, 06/30/2025)																	



## Club Health Assessment for District 27 E1 through January 2026

						Status		Membership					Reports				Finance		LCIF
						Times in Status Quo in Past 2 Years	Current Member Count **	YTD Members Added	YTD Members Dropped	YTD Net Growth***	Member Count 1 Year Ago	Dropped Members Avg.Length of Service	Months Since Membership Update	Current Officers Reported ****	Current President Repeated Term	VP Reported *****	Last Date Reported Service (mm/yyyy)	Account Balance	YTD Donations
Club Number	Club Name		Charter Date																
Current Total Clubs Count	YTD New Clubs Count	YTD Cancelled Clubs Count	YTD Net Club Gain	Current Total Members Count	YTD Add	YTD Drop	YTD Net Growth	Member Count 12 Months Ago	Average Member Count Per Club	% of Clubs with less than 20 members	% No Officer Report in 12 Months	% of Clubs with balance 90+ days	Number of Clubs in Status Quo	% Status Quo Clubs in Financial Suspension	Number of Cancelled Clubs	Average Cancelled Club Age	Members Lost Due to Cancellation	% of Clubs Cancelled for Non-Financial Reasons	
43	0	0	0	1,398	69	68	1	0.07%	1,400	33	26%	2%	16%	0	0%	0	0	0	0%

\* - P - Priority Club. Cancellation Reasons: 1-Objectives/conduct, 2-Non-active club, 5-Non-existing club, 6-Disbanding, 7-Merger, 8-Financial Suspension, 9-District/Multiple District Dues.

\*\* Red denotes below 15 active members.

\*\*\* Red denotes 20% + loss.

\*\*\*\* Y - all 3 (President, Secretary, Treasurer) club officers reported, N - not all 3 reported.

\*\*\*\*\* Abbreviation: N-New, IP-Immediate Past, R-Repeat.





# Club Health Assessment for District 27 E2 through January 2026

			Status	Membership						Reports				Finance	LCIF	
Club Number	Club Name	Charter Date	Times in Status Quo in Past 2 Years	Current Member Count **	YTD Members Added	YTD Members Dropped	YTD Net Growth% ***	Member Count 1 Year Ago	Dropped Members Avg.Length of Service	Months Since Membership Update	Current Officers Reported ****	Current President Repeated Term	VP Reported *****	Last Date Reported Service (mm/yyyy)	Account Balance	YTD Donations
Clubs less than two years old																
179099	Chippewa Valley Emerging Leaders	02/13/2025	Active(1)	16	4	10	-27.27%	0	1	2	N	2	N	10/2025		\$10.00
Clubs more than two years old																
10674	ALMA	03/21/1968	Active	12	1	0	9.09%	12		5	N	None	N	06/2025		
10675	ALMA CENTER	01/30/1967	Active	32	0	0	0.00%	32		12	Y	5		09/2025		
10676	ALTOONA	02/21/1961	Active	85	10	13	-3.41%	83	6	1	Y	2	N	11/2025		\$2,295.00
Exc Award (06/30/2025)																
10677	ARCADIA	07/17/1951	Active	48	0	0	0.00%	51		7	Y		N	06/2025		
10678	AUGUSTA	11/20/1939	Active	49	0	4	-7.55%	54	8	0	Y	2	N	01/2026		\$590.00
10680	BLACK RIVER FALLS	10/08/1937	Active	45	0	2	-4.26%	44	13	0	Y		N	01/2026		\$55.00
53356	BOYCEVILLE	06/15/1992	Active	14	0	1	-6.67%	15	1	3	Y	8	R	10/2025		
64949	CLEGHORN	01/18/2002	Active	81	4	2	2.53%	78	10	0	Y		N	01/2026		\$390.00
Exc Award (06/30/2018, 06/30/2023)																
10690	COCHRANE BUFFALO CITY	04/18/1967	Active	4	0	0	0.00%	4		35	Y	3				
31431	DEER PARK	12/22/1975	Active	17	0	1	-5.56%	18	3	0	Y	2		02/2025		
10692	DURAND	03/08/1965	Active	23	1	0	4.55%	22		0	Y	3	R	01/2026		\$650.00
37795	EAU CLAIRE EVE	12/06/1979	Active	19	2	3	-5.00%	22	11	0	Y	2	N	01/2026		
43145	EAU CLAIRE SEYMOUR	11/22/1983	Active	48	1	0	2.13%	46		0	Y			12/2025		\$500.00
Exc Award (06/30/2024)																
39868	ELEVA STRUM AREA	05/19/1981	Active	16	0	1	-5.88%	18	44	0	Y	5		01/2026		
33020	ELK MOUND	11/18/1976	Active	17	0	0	0.00%	18		7	Y	2		11/2025		
Exc Award (06/30/2022)																
10694	ELLSWORTH	10/20/1930	Active	33	0	3	-8.33%	39	17	1	Y		R	01/2026	90+ Days	\$630.00
Exc Award (06/30/2023, 06/30/2024)																
10695	ETTRICK	07/18/1951	Active	47	0	0	0.00%	43		6	N	None		06/2025		\$480.00
10696	FAIRCHILD	11/14/1968	Active	24	0	2	-7.69%	29	2	1	Y		N	10/2025		\$150.00
10697	FALL CREEK	03/22/1954	Active	48	0	1	-2.04%	49	8	0	Y		R	11/2025		\$225.00
10698	FOUNTAIN CITY	09/07/1951	Active	25	0	0	0.00%	26		7	N	None		03/2025		



# Club Health Assessment for District 27 E2 through January 2026

			Status	Membership						Reports				Finance	LCIF	
Club Number	Club Name	Charter Date	Times in Status Quo in Past 2 Years	Current Member Count **	YTD Members Added	YTD Members Dropped	YTD Net Growth% ***	Member Count 1 Year Ago	Dropped Members Avg.Length of Service	Months Since Membership Update	Current Officers Reported ****	Current President Repeated Term	VP Reported *****	Last Date Reported Service (mm/yyyy)	Account Balance	YTD Donations
10701	GALESVILLE	08/12/1946	Active	41	6	5	2.50%	40	5	3	Y	2	R	12/2025		\$10.00
Exc Award (06/30/2024)																
39526	GLEN HILLS L C	03/03/1981	Active	28	0	0	0.00%	28		10	Y		N	01/2025		
Exc Award (06/30/2022)																
41886	HAMMOND	10/22/1982	Active	26	0	0	0.00%	30		5	Y	6	N	04/2025		
46822	HUDSON	01/23/1987	Active	29	2	6	-12.12%	33	13	1	Y	4	N	01/2026		\$430.00
Exc Award (06/30/2021, 06/30/2022, 06/30/2023)																
10704	INDEPENDENCE	08/08/1951	Active	51	0	0	0.00%	54		7	Y		N	06/2025		
Exc Award (06/30/2018, 06/30/2019)																
10712	MENOMONIE	10/16/1946	Active	94	1	6	-5.05%	101	6	0	Y		N	01/2026		\$1,620.00
Exc Award (06/30/2022, 06/30/2023)																
28018	MERRILLAN	02/14/1974	Active	11	5	1	57.14%	5	12	0	Y	4		07/2025		
10714	MONDOVI	04/29/1959	Active	30	0	1	-3.23%	31	3	5	Y	5	N	08/2025		\$580.00
28019	OSSEO	02/15/1974	Active	23	2	3	-4.17%	28	14	4	Y	3		08/2025		
10715	PEPIN	08/24/1972	Active	19	4	0	26.67%	17		0	Y		N	01/2026		
10716	PIGEON FALLS	05/31/1960	Active	37	1	4	-7.50%	40	20	1	Y	12	R	01/2026		
Exc Award (06/30/2024)																
10717	PLEASANTVILLE	10/31/1968	Active	19	0	1	-5.00%	20	9	5	Y	2	N	11/2024		\$60.00
10718	PLUM CITY	03/13/1967	Active	32	1	1	0.00%	30	28	0	Y		N	12/2025		
38959	PRESCOTT	10/20/1980	Active	20	2	0	11.11%	20		0	Y		N	05/2025		\$250.00
10722	RIVER FALLS	11/22/1937	Active	75	3	1	2.74%	76	6	1	Y	2		11/2025		\$20.00
10723	ROBERTS	01/10/1959	Active	78	7	1	8.33%	73	6	0	Y		N	01/2026		\$400.00
Exc Award (06/30/2021)																
105716	SOMERSET	06/05/2009	Active	25	1	3	-7.41%	27	11	5	Y	2	R	01/2026		\$700.00
Exc Award (06/30/2022, 06/30/2024)																
10729	SPRING VALLEY	10/21/1947	Active	26	0	1	-3.70%	27	31	4	Y			08/2025		
10736	TREMPEALEAU	06/19/1972	Active	90	4	2	2.27%	84	2	0	Y	2	N	01/2026		\$650.00
55081	WAUMANDEE AREA	12/01/1993	Active	24	1	0	4.35%	25		0	Y	4	N	01/2026		
10739	WHITEHALL	07/01/1946	Active	16	2	1	6.67%	14	23	4	Y	4	N	12/2025		
10740	WOODVILLE	01/03/1952	Active	54	0	2	-3.57%	55	3	0	Y		N	12/2025		



## Club Health Assessment for District 27 E2 through January 2026

INTERNATIONAL

Club Number	Club Name	Charter Date	Status	Membership					Reports				Finance	LCIF		
			Times in Status Quo in Past 2 Years	Current Member Count **	YTD Members Added	YTD Members Dropped	YTD Net Growth% ***	Member Count 1 Year Ago	Dropped Members Avg.Length of Service	Months Since Membership Update	Current Officers Reported ****	Current President Repeated Term	VP Reported *****	Last Date Reported Service (mm/yyyy)	Account Balance	YTD Donations
			Exc Award (06/30/2021)													

Clubs Cancelled Previous Fiscal Year – Clubs Cancelled within last 12 months may be reinstated

Club Number	Club Name	Charter Date	Current Status*	Cancellation Date
10681	BLAIR	03/24/1958	Cancelled(8*)	06/29/2025
60728	FOUNTAIN CITY FARM FEST	05/05/1998	Cancelled(6*)	12/30/2024

Current Total Clubs Count	YTD New Clubs Count	YTD Cancelled Clubs Count	YTD Net Club Gain	Current Total Members Count	YTD Add	YTD Drop	YTD Net Growth	YTD Net Growth %	Member Count 12 Months Ago	Average Member Count Per Club	% of Clubs with less than 20 members	% No Officer Report in 12 Months	% of Clubs with balance 90+ days	Number of Clubs in Status Quo	% Status Quo Clubs in Financial Suspension	Number of Cancelled Clubs	Average Cancelled Club Age	Members Lost Due to Cancellation	% of Clubs Cancelled for Non-Financial Reasons
43	0	0	0	1,551	65	82	-17	-1.08%	1,561	36	28%	0%	2%	0	0%	0	0	0	0%

\* - P - Priority Club. Cancellation Reasons: 1-Objectives/conduct, 2-Non-active club, 5-Non-existing club, 6-Disbanding, 7-Merger, 8-Financial Suspension, 9-District/Multiple District Dues.

\*\* Red denotes below 15 active members.

\*\*\* Red denotes 20% + loss.

\*\*\*\* Y - all 3 (President, Secretary, Treasurer) club officers reported, N - not all 3 reported.

\*\*\*\*\* Abbreviation: N-New, IP-Immediate Past, R-Repeat.